



ECPM - We Put It All Together.



(above) Chuck Colucci continues to rebuild the Whermacht panzer forces, this time with a collection of light armor. Herr feldwebel must be feeling lonely - very, very, lonely about this time.

Meeting Debriefing

- Mark Sandvigen

The meeting started with the signing of the attendance sheet. Chapter members present were Alan Welch, Jeff Maples, David Mohr, Dennis Korn, Robert Brackin, Kerry Brenstuhl, Joe Gray, Chuck Colucci, Louis LaPlante, Marshall Smith, David Stiteler, Jim Harriet, Tom Sutton, Rodney Huyett, Melissa Huyett, Tim Ryan, Ronnie Ryan, Greg Marchlin-ski, Sean Donnelly, and William Reece. In addition there was one guest and we welcomed Gary Guodace.

One new member enrolled at the meeting so we welcome Tom Sutton to the chapter.

Old Business:

Nothing to report on

New Business:

Marshall Smith gave the Treasurer's report and we are in fine shape.

Discussion then moved on to defining

the secondary theme for DownEastCon 2024. We have decided to celebrate the 55th anniversary of the first landing on the moon with a special contest for the best build of the Apollo Moon missions that would encompass Apollo 11 to Apollo 17. (See ad on page 8)

Then Jeff Maples opened discussion with a suggestion that the chapter should set up a special display honoring any and all chapter members and relatives who served in Korea during the conflict showing photos of these personnel. It was suggested by Dennis Korn that we contact the Havelock Tourist Center with this information in case they wish to adjust their exhibits as well. Alan volunteered to contact the Center on this.

Jeff gave a brief review of the contests coming up in the next year. The list of these shows (8 in total) can be found on the ECPM website. Click on the 'Other
(continued on page 10)

Contents

Meeting Debriefing	1
Even More Panzers by Chuck.....	2
Know Your Kit Kontest	4
Dateline San Marcos.....	5
DownEastCon 2024 Ad/Info	8
Closet Modeler	9
ECPM Display Case	11
Regional 12	18
Con Roundup	19
A Message from Charlotte/Gaston.....	19
IPMS News.....	20
Editorial.....	21
AMPS	22
Editor's Notes	22

Meeting Schedule 2023

September	12:00-2:00	Community Center
October*	1:00-3:00	Fire Department
November	1:00-3:00	Community Center
December**	1:00-3:00	Community Center
* Group Build, bring something to work on		
** Raffle (bring money) and pot lunch lunch (sign up on our website)		

<https://www.ecpmod.com/chapter-business.html>

Staff

Publisher/Editor	Alan Welch
Editor.....	Jeff Maples
Editor.....	Mark Sandvigen
Meeting Photographs.....	Alan Welch
	Dennis Korn
	Dale Hansen
Columnist	David Stiteler

Even More Panzers by Chuck

by Chuck Colucci

This month I bring to you 4 Panzer tanks to add to my Panzer collection.

First up is my Pz.Kpfw 38(t). The Panzer 38(t) was designed and developed in the 1930's by Czechoslovakia, now known as the Czech Republic. The (t) stands for tschechisch, the German word for Czechoslovakia. It was adapted by Nazi Germany following the annexation of Czechoslovakia in 1939. In all over 1,400 vehicles were produced from 1939-1942 and they remained in service by Nazi Germany from 1939-1945.

The chassis of the 38(t) continued to be produced from 1942-1944 to be used for the German Marder III with some components used later for the Jagdpanzer 38 Tank Destroyer and its derivative variations.

The vehicles were used extensively during WWII as well as the Ecuadorian- Peruvian War and the International Conflict in Peru.

The tank was equipped with a 37 mm gun as well as (2) 7.92 mm machine guns. It operated with a 4- man crew and had a maximum range of 160 miles on the road and 99 miles off road.

The Panzer 38(t) is a Tamiya kit in 1/35 scale as are all my military vehicles. My build represents a vehicle of the 7th Panzer Division on the Russian Front around 1941 - 1942 .

The kit is a typical Tamiya build. The detail is pretty good for what it is. It has individual track links rather than the rubber band style tracks. The kit also includes photo etch grills which is nice that you do not



(Above) The Czech 38(t) in early war livery representing a unit serving in 7th Panzer during the assault on France. Yes, this is one of the fearsome tanks that drove the allied armies off the continent.

have to purchase them separately. For the most part, fit was excellent.

Next up are my Pz.Kpfw 1 light tanks. The Panzer I was designed from 1932 - 1934 and produced til 1938 and again in 1943. They were used by Nazi Germany, Bulgaria, Republic of China, Hungary and Spain and remained in service until 1945. It was used extensively during WWII as well as The Spanish Civil

War and the second Sino-Japanese War which was between the Republic of China and Japan. In all, there were 1,659 built as light tanks, 184 as command tanks, 445 as training tanks and 147 as special convertible chassis. As far as armament, it carried (2) 7.62 mm MG 13 machine guns and was operated by a two man crew. The commander and the driver. It had an operational range of 120 miles on road and 109 miles off road.

(continued on page 3)

(below) The cover photo, a Pz.Kpfw 1 somewhere in Russia, somewhere in the snow, somewhere ahead of his unit, somewhere



Panzers by Chuck

(continued from page 2)

With my Panzer 1's, two are Takoma kits and one is Italeri. The Italeri kit I actually built a few years ago when I was first getting back into the hobby after a long layoff. I do not remember too much about the building of the kit. I was not too happy with my paint job since I was trying some new techniques that I've never tried before so the results were not what I wanted.

So I had put the model aside for a while until I could figure out what I wanted to do with it. Now, rather than trying to repaint it, I decided to use it in a winter diorama and cover it with fresh snow. The diorama represents a scene on the Russian Front in the winter of 1941-1942.

The Panzer 1 is an Ausf. B. For the snow, I used a combination of a Woodland Scenics product and pastel chalks. The dead plants are a combination of backyard items and

some Hobby Lobby finds. The motorcycle in the diorama came from the Tamiya Panther kit and the figures are also by Tamiya. I'm still trying to learn figures so I had help painting them from club member Steve Kasza.



(Above) Several of the Tamiya figures Chuck added to this small, but effective diorama.

The other two Panzer 1's are from a Takoma 2-in-1 kit. Both the type A and the type B tanks come in the same box. The Ausf. A represents a vehicle from Panzer Regiment 8, 15th Panzer Division, France 1940 while the Ausf. B tank is a vehicle from Panzer Regiment 35 of the 4th Panzer Division as seen in Poland in September of 1939.

The first biggest challenge about these two models was the assembly of the wheels. All the wheels have photo etched rims that had to be attached to both sides of all the wheels for both models. And since I am not an experienced photo etch modeler, it

(continued on page 4)

Panzers by Chuck

(continued from page 3)

was a little bit of a challenge for me. As it turned out, it wasn't as bad as I thought it would be. The tracks are all individual links and as usual, I painted the wheels and tracks separately before assembling them to the chassis. The rest of the models were pretty straight forward builds without two much problem with fit. The detail on the Tacoma kits are definitely better then that of the Italeri kit. All 4 of the kits were painted with Tamiya German Grey with the camouflage on the Panzer 1's painted with Testors Rubber. Panel lines were done with artist oils with highlights airbrushed with lighter shades of the base colors.

The models were then completed with the application of the mud and dust in my usual fashion. So now my Panzer lineup is complete, with the exception of the E-100, though I'm sure I'll build other variations in the future. Coming soon: The Soviet Big Boys. ■

-Chuck Colucci



(Above) Looks like he's thinking, "The rest of the battalion should have been here already!". It must get lonely on the steppes, especially for the light units, especially in Winter.

Know Your Kit Kontest!

Rule 1. To win the contest prize you must be a current ECPM chapter member.

Rule 2. At the start of the contest we upload a new contest image section here and on our award winning website. The image is a one (1) inch square clipping of a popular plastic model kit box top art. We will keep adding a section until someone can I.D. the art or the contest ends.

Rule 3. The kit can be of anything, air-plane, armor, ship, Sci-Fi, monster . . . anything.

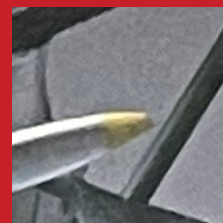
Rule 4. Identify the subject *and* the kit manufacturer and upload your answer onto our

Award Winning Website!


<https://www.ecpmod.com/chapter-business.html>

Rule 5. First correct answer on our ECPM website wins your choice of one KIT-MASX* pre-die cut masks that you pick out at the next ECPM meeting. (kitmasx.com) You must be present to receive your prize. If you cannot attend the next meeting, we will hold your choice until we see you again.


Rule 6. If no winning entry has been submitted by the publication of the 5th section the contest will be voided.



Section three, August



Section two, July



Section one, June

DATELINE SAN MARCOS . . .



**The 2023 IPMS/US Nationals
have come and gone, (just like us),
and here is how
it all went down**

Admittedly, this was my first "National" since, oh God, 1968, but I will lay it out as I see it.

It was a great event.

Check in was well organized with a bit of crowding and congestion, but that would be expected when you are dealing with crowds in the thousands instead of hundreds. The give-aways were nice, (decals and lapel pins), and space was well laid out and appointed. All in all it was off to a great start.

The contest room was laid out with long, rectangular tables. These have proved to work far better than round ones. The set up was rather crowded in terms of floor space and walking would later prove somewhat tight once the full lot of visitors was present. But events showed the space estimated for the number of models on display proved adequate.

The participation in the contest was awesome, not only in quality, (we expect the best of the best, after all), but in quantity as well. As far as I have been able to ascertain, the final number of entries was in the neighborhood of 3,200. In terms of categories, awards were presented for 180 different categories of builds meaning there was literally

something for everyone.

Since we are on the subject of numbers, then unofficial count for the 2024 convention:

Registered members:	885
Guests:	477
Vendors:	74
Vendor Team members:	147
General Admission:	1,500

There was some local TV coverage and newspaper articles, all in all a good boost for the organization.

The Dealer's Rooms were packed with good representation by major dealers and manufacturers. In




addition there were overflow dealer's tables set up in the hallways.


And that brings us to the awards ceremony. I'm sorry guys, although we swept the Region 12 awards we only took home one award from the Nationals, Member of the Year.

Here is a link to my video and photos: <https://www.ecpmod.com/ipmsusa-2023-convention-gallery.html>

And finally, here is a link to a video made by Andy's Hobby Headquarters that well covers the event. <https://www.youtube.com/watch?v=IJL49hRvuM>







ECPM Proudly Presents the DownEastCon 2024 Theme:

K*O*R*A

THE FORGOTTEN CONFLICT

**Anything used during the time
of America's participation
in the "Police Action"**

June 25, 1950 – July 27, 1953

**20 July, 2024
Rules and
details
coming
soon!!**

SPECIAL ADDITIONAL ATTRACTION!

Join us in celebrating the
55th anniversary of the
Apollo 11 landing on the Moon with our
"NASA'S MOON STEPS"

Special contest.
Show us your very best "Real Space" build
from the Manned Moon Missions
starting with
Apollo 11's launch on July 16, 1969
all the way to the splash-down of
Apollo 17 on December 19, 1972.

Confessions of a Closet Modeler

By David Stiteler

Now that July is over and the anniversary, the family and high school reunions and birthday is in the rear-view mirror, along with all the traveling, it's time to get back to work. On modeling, that is. The time to defer to my lovely wife for the month of July is past. I've done my due diligence as a husband, now it's ME time!

I left off with the project I had selected from my box of orphans, the Monogram kit in 1/48th scale of the F-100D Super Sabre. This kit was introduced in 1979 or 1980, and as Bert Kinsey in his publication of *Detail & Scale, The F-100 Super Sabre*, remarked, "This is the best kit of the F-100 that is available, and that is unqualified! Superb detailing, accuracy of outline, and excellent fit are qualities this kit has in abundance." There were other kits out there at the time, and in various scales, but apparently this one was the best in any scale. OK, but I'll get back to this in a bit.

First off, I need to give a little background on how I came to have this particular model. I believe that I mentioned something about that in my last column. It all began back in the winter of 1988, about 3 or 4 months after I was assigned to my first duty station with the Air Defense Command in Michigan. Join the Air Force, see the world! Right, because my first duty station wound up being 50 miles from home! What luck! Anyway, after I had been sitting alert for a few months my supervisor found out that on slow, down times I occasionally built models, or read books. He called me into his office one day and we talked about my model building. He mentioned that he bought a model recently and started it but thought he may never get it finished. He was about two months away from retirement and his wife

had all kinds of plans for after he was out. He asked if I would be interested in finishing it for him, and that there was no rush to do so.

I asked him about the model, and he pulled it out from under his desk. He told me that he was walking through a hobby shop while waiting on his wife one day and spotted this kit of an F-100. Back in his time on active duty in Vietnam he crewed F-100's overseas, and after he was discharged and went into the Air National Guard back in his home state of Michigan, he wound up crewing F-100's again. The unique thing about this is that the markings for the model by Monogram are the markings for the airplane he crewed in the guard. Also, the tail code for the airplane was the same as the one he crewed overseas before the unit converted their F-100's to the F-4's. He saw that as a sign, so he bought the model. After hearing that story, I agreed to finish it for him. I did a quick, look, and took it back to my room. He told me no hurry, and I said no problem.

I probably should have set aside whatever project I was currently working on at the time and dived into it, but I didn't. Two months later the Chief went on terminal leave and retired, and for a month or so we heard from him from time to time. Then one day after I had my 72 hours off, and came back on alert, I was told that word had come down from higher up that the Chief had passed away. Apparently, he died in his cereal one morning at breakfast. That was a big shock to us all, and after a while I remembered the model. No one in his family asked about it, and I decided at that time there may be some bad mojo to it, so I boxed it up and basically forgot about it. That was 1989.

Fast forward to May-June 2023.

After my fun time with shingles, and finishing that Wildcat, that's when I decided to revisit the box of orphans, and the F-100 saw sunlight again. I brought it to the meeting in June to do a more thorough inspection to see what I was dealing with and how much work the Chief had done on it. He did more than I expected and wish he hadn't. The ejection seat was painted, which wasn't bad, and some sub-assemblies are finished and really shouldn't be. (not much I can do about that.) But the big thing is some of the damage to the kit I noticed.

Apparently, the section of the fuselage that the horizontal stabilizers are molded to was dropped on a hard surface breaking off the tip of the right stabilizer and bending the left stabilizer tip. The broken piece was missing and now I had a problem. So that the appearance of the model wouldn't look too odd, and to avoid the endless line of questions, I cut off the tip of the left stabilizer to match the right side. I know, the F-100 had pointed stabilizers, they weren't bobbed. My apologies to the purists. I had to remind myself that this model is purely practice, and it will NEVER see the inside of a competition. If I can ever acquire another 1/48th scale Monogram F-100D, with the same markings as this kit, I'll do it up right. But this is strictly practice. I was also having second thoughts about doing this build, and contemplating putting it right back in that box.

When I got back home after that meeting and set it down on the dining room table, my wife asked how the meeting went. I told her fine, and then mentioned some things about the model. She just stood there and listened for a while, then asked me what I was going to do about it. I mentioned that I hadn't decided yet. Did I really want to get into what

(continued on page 20)

Meeting Debrief

(continued from page 1)

Cons' tab. Each show listed has a hot link to the show's host page.

There was a short report on the IPMS/USA Nationals by Alan followed by a short talk on the awards the chapter won this year. Also, two awards were presented to the members who garnered plaques. Jeff Maples received Region 12 Webmaster of the Year 2023 and Alan Welch was awarded Region 12 Member of the Year 2023 and IPMS/USA Member of the Year.

Alan reminded the chapter that the Know Your Kit Kontest was moving into the third and final month. The last clue is published in this newsletter on page 4, (that is page four) and now on the website as well. So members should hurry and get their entries in.

Jeff talked about the Tuesday evening ZOOM Group Build and reminded the chapter there was no cost to participate in this social event. Last week's participants were Jeff, Alan, Dennis, William and John so there is plenty of room for more builders and, to be honest, it helps bolster building enthusiasm and camaraderie. Sometimes the builder just comes on to chat or eat their dinner dessert..

We then set the schedule for the next Saturday meeting Group Build, (October) and the next Hobby Chest Token Raffle, in December.

Alan was then reminded not to go to the Display Table (oops) as it was time to discuss changes to the 2024 Classes and Categories to reflect information gleaned from DownEastCon 2022. Jeff read an email sent from John Ratzenberger to the group with suggestions on some changes to the previous list of class and category limitations.

To say the least a spirited discussion ensued. Many items were discussed and a short list would contain:

- Increasing the number of models a single contestant could enter. We think upping the entry total from 8 to 10 models for the entry fee. It is hoped this would allow the contest to grow without the total number of entries to become unwieldy.

- Enlarging the "Juniors" class. It was rightfully pointed out that having only one possible award for juniors might be too limited, so ideas were floated on ways to enlarge this category and make it more attractive for young people to participate fairly.

- The question came up, "With charging those entries beyond 10 models; into what class and category would those models be allowed to be entered for judging since they would exceed the # per class and category? Would this be fair?

- Allowing an increase from 3 models per class to 4 models per class in the number of models a single builder could enter in an individual class. John's suggestion stated that it would open up the Aircraft Class a bit.

- Leaving 2 models per category the same (no change from DEC '23). This would keep it consistent with ECPM's Modified No Sweeps rule.

- Adding separate "Motorcycle" categories under the "Automotive" class and dividing the commercial section into finer divisions, perhaps light commercial and heavy commercial.

- Eliminating the "Out Of Box (OOB)" category as that concept is proving too difficult to define as the hobby continues to change.

- Setting up a special "Display Only" (not for competition) section.

- Allowing previous gold/1st place medal winners to compete against each other gold/1st place winners for a heavy duty knock down.

- Changes are also in the works for the Raffle area. David Mohr reported that the silent auction did not generate the income the kits warranted and the bids did not come through during the day but only at the end of the day. David is formulating other concepts, perhaps separate raffles for individual big ticket items.

- David also described the success of the "Bargain Table", those kits which were sold very cheaply as some might have parts missing or already be started. Every kit sold, so that will be returning so guys, here's a chance to clean out your shelves of doom.

These and other items were discussed, but the discussion was suspended at the August meeting and will be taken up, again, at the September meeting. Between the meetings, Alan asked all members to think about what was discussed and to send him emails on your thoughts.


Yeah, the chapter is taking this event seriously and would like to hear from all members to make DownEastCon '24 the best show ever.

And that brings us to the Show and Tell segment of the meeting. We tried to limit dissertations on members builds to 5 minutes or less and that worked pretty well. Rather than go into the descriptions here just scroll to the Display Case section of this newsletter which is why we really come here anyway.

That's it until next month, remember September meeting starts at noon and it's in the Fire Department. ■

- editor

When you turn an Imperial Stormtrooper's helmet upside down they are much less serious looking.



E.C.P.M. DISPLAY CASE

ART: CAROL PEARL



(above) Hasegawa's Ki-27 in use in China by Jeff Maples. Jeff used a light green scheme which made extra work in detailing the panel lines. Jeff went the extra mile and painted, (not decaled), the Hinomarus and white markings and hand brushed thinned oils to pick out the surface details.

(below) Rodney Huyett is still rocking Gundams, this time a 1/144 Bandai kit, the MSM-07. Rodney gives high marks for the kit engineering and fit and said it was a very fun kit to build. He recommends it as a good starter kit for anyone interested in this genre.



(above) Kerry Brenstuhl creates a Falkland's War build for every anniversary of the conflict. This year it's a 1/72 Airfix FRS1 Sea Harrier 801 SQD Operation Corporate 1982. 1/48 figure from Aero Bonus. Lt Cmdr Nigel "Sharkey" Ward. He was the CO of 801 SQ on HMS Invincible. He shot down 2 a/c in this Harrier on 25 May and 1 June. This is Kerry's build for the 21st anniversary.

(below) Kerry also showed a WIP, this a Finnish Leopard in green and black camo. Testors Leopard II (2a4), build to depict a 2a4 in Finnish markings ca 1987 with initial camouflage. Kit is actually an Itali-eri mold. Very basic but a good kit to upgrade.





(above) Another of Rodney' Huteet's scores is the Mauve kit of the Lippisch P13a delta which set the pattern for future delta wing aircraft especially in the USAF. Low parts count and comes with photo etch.


(below) Louis LaPlante's 1/35 Tamiya Panzer Mk-II. He has got the basis assembly done and will now start painting ans finishing the enclosed figures.

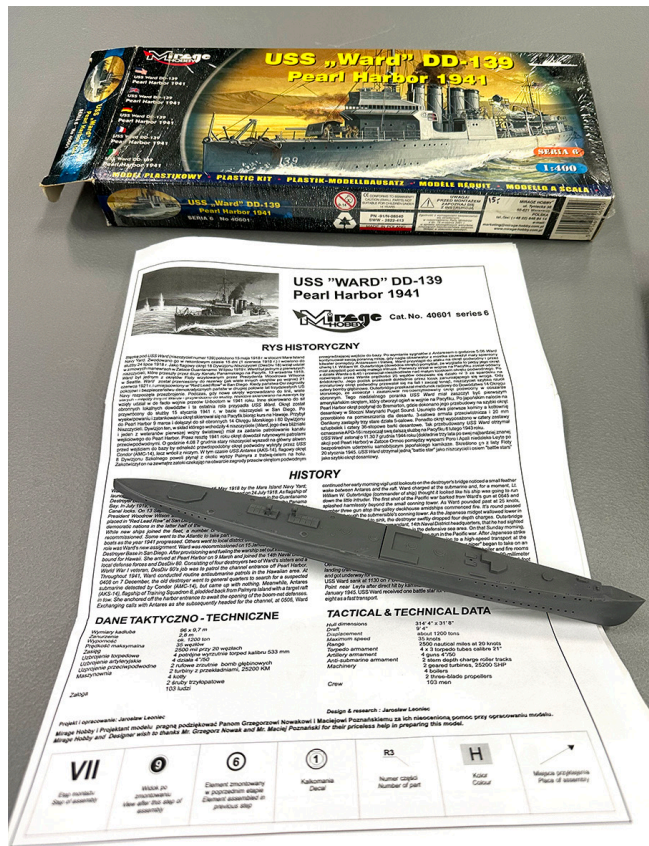


(above) David Stiteler, (the Closet Modeler) brought in his friend, Gary Guodace to meet us.

(below left) William Reece making a dramatic late entrance. (Cue orchestra crescendo)

(below right) Chuck and Louis having a long distance chat before the seats filled in.






(above) Alan Welch brought in a new WIP, the Mirage Model's 1/400 scale USS Ward, the destroyer which fired America's first shot of WW-II!




(above) Alan also brought in a non-WIP, the MPM Grumman 1/72 F3F Flying Barrel. This does not look like as fun as the Ward. Both kits were purchased at the IPMS/USA Nationals.



(below left and bottom left) Tom Sutton's Little Red Wagon, Tom's first meeting with us and he brought in a finished work and a photo of verification. Nice job Tom, we look forward to seeing lots of good stuff from you.





(clockwise from left) The display table and discussion

Something tickled the group. The humor factor is usually pretty high in this chapter.

Rodney Huyett's AMX-004-2 in 1/144 by Bandai. Rodney built the 8 modules that comprise the build in about 14 hours. It's well engineered but he did not care too much for the stickers that are included as markings.

Jim Marriott, Robert Brackin and Kerry Brenstuhl wait for the action to begin.

Kerry again, this time speaking about our other allegiance, AMPS. (Armor Modeling and Preservation Society)



(above) There was even a short Awards Ceremony. Jeff Maples received his Region 12 Webmaster of the Year Award and Alan Welch got his National Member of the Year Award. (And yes, Jeff, size DOES matter)

(right) Tim Ryan brought in two different builds from his norm, first the helicopter as well as the Ford Tri-Motor. Welcome to airplanes Tim.



(left and left below) Tamiya 1/48 North American RAF Mustang III. Kit# 61047 circa 1996, built 1999. True Details resin cockpit and wheels. Aeromaster paint and decals with oil/enamel/pastel weathering. FB 287, No. 315 (Polish) Squadron in the personal markings of Squadron Ldr Capt Eugeniuz Horbaczewski (16.5 aerial victories and 4 V-1s), Summer 1944.

(right below) Hasegawa 1/48 Messerschmitt Bf-109E-7N Trop. Kit #J003 circa 1990, built 1998. True Details wheels and some Eduard PE in the cockpit. Kit decals, JG27 in North Africa, Summer 1941. Tamiya acrylics with oil/enamel/pastel weathering.





(clockwise from left) Jeff Maples tickling Chuck Colucci's chin.

At the show and tell table, William discusses the new Eduard 1/48 Wildcat kit. (Which looks great)

Tim and Ronnie Ryan's cars, no descriptions, sorry.

Tim Ryan's 1927 Ford Police car, 1/24 from AMT.

More table talk

William Reece says "You can't have too many Panthers." and to demonstrate brought in his latest one. This one with full exterior.





(left) Ronnie Ryan's sweet 1942 Willis with a Cadillac V-8

(below) William with the new Eduard 1/48 Wildcat. (We think he likes it)

(bottom) The show and tell table was much fuller this month

(below left) David Mohr found some more unusual kits in resale shops. This time it was a set of Italeri mounted Templar Knights and a stunning Monogram 1/48 DC-3 in Eastern Airlines colors. (which will soon be changed to Sante Fe Airlines courtesy of Vintage Flyer Decals: www.vintageflyerdecals.com)



Region 12 Listing

Contact & meeting information on regional IPMS model building groups. This will give you the opportunity to visit other IPMS chapters.

Charlotte Scale Modelers

Meeting Times: 1st Friday of each month at 7:00pm at the Memorial United Methodist Church; 4012 Central Ave, Charlotte, 28105.

Contact Name: Dave Maher
Email: dad4204@aol.com

Charlottescalemodelers.com

Coastal Carolina Modelers Association

Meeting times: 2nd Saturday of the month at 10:00 am, at 119 Bramwell Drive, Summerville, SC

Contact Name: Dave Corvino
Email: dcorvino@sc.rr.com
coastal_carolina@ipmsusa.org

Eagle Squadron

General Meeting Times: 2nd Sunday at 1:00pm-3:00 pm at the American Legion Post 116 in Fuquay Varina & an Informal Build Night, Hangar 18 Hobbies in Cary the last Wednesday of each month from 6pm-8pm.

Contact Name: Lee Griffin
Email: eagle_squadron@ipmsusa.org
https://www.facebook.com/IPMS_EagleSquadron

Eastern Carolina Plastic Modelers

Meeting Times: 3rd Saturday of the month, 12:00pm-2:00pm at the Fairfield Harbor Fire Station, 585 Broadcreek Road, New Bern, NC 28560

Contact Name: Mark Sandvigen
Email: mark.sandvigen@outlook.com
eastern_carolina@ipmsusa.org

Gamecocks

Meeting times: 2nd Sunday of the month at 3pm-5pm, at Sumter County Airport, Sumter, South Carolina from 3pm-5pm

Contact Name: Wes Macon
Email: awmacon@yahoo.com
gamecocks@ipmsusa.org

Gaston County Model Builders

Meeting Times: 4th Friday of the month 6:30 pm at Christ United Methodist Church, 3415 Union Rd Family Life Center, Gastonia, NC

Contact Name: Lee Whitworth
Email: dlw6290@hotmail.com
gaston_county@ipmsusa.org
Zoom meeting also available at same time, email to: dlw6290@hotmail.com

George Preddy

Meeting Times: 1st Thursday of the month at 6:30pm. Sarah's Kabob Shop- 5340 W. Market St. Greensboro, NC

Contact Name: William Workman
Email: stonehill123@peoplepc.com
george_preddy@ipmsusa.org

Grand Strand Scale Modelers

Meeting times: 10:00am- 3rd Saturday at Horry County Memorial Library, Socastee Connector Road 141, SC-707 Socastee, SC

Contact Name: Phil Cavender
Contact Email: cavenderpw@gmail.com
Email: grand_strand_scale_modelers@ipmsusa.org

Lafayette Scale Modelers

Meeting times. 2nd Friday of each month, at 6:30 PM at the Westover Recreation Center, 267 Bonanza Drive, Fayetteville, NC 28303.

Contact Name: Eric Engstrom
srericengstrom@aol.com

Mid Carolina Swamp Fox

Meeting Times: 3rd Wednesday of the month 6pm-8pm at the Lexington County Library 5440 Augusta Rd, Lexington, SC

Contact Name: Hub Plott
Email: dlhpgamecocks@mindspring.com
Email: mid_carolina_swamp_fox@ipmsusa.org

Mooreville/Race City Modelers

Meeting Times: 3rd Sunday of the month, 2pm to 5pm, at Fast Trax

Raceway & Hobby, 1-50 Ostwalt Amity Rd, Troutman, NC, 28166

Contact Name: George Witter
Email: gsw0882@gmail.com
ipms_mooresvilleraace_city_modelers@ipmsusa.org

Piedmont Scale Modelers

Meeting Times: 2nd Saturday of the month at 10am-4pm at the Greenville Military History Center of the Carolinas at 14 Airport Road Ext. Greenville, SC

Contact Name: Christopher Whitford
Email: greatbirdofthegalaxy@yahoo.com
piedmont_scale_modelers@ipmsusa.org

Scale Modelers of Rowan County

Meeting Times: 1st Sunday of every month at 1pm-4pm and the third Friday of every month at 6pm to 9pm At Christiana Lutheran Church on HWY 52 in Salisbury, NC

Contact Name: Ed Funderbunk
Email: edvantage@prostead.com
ipms_scale_modelers_of_rowan_county_chapter@ipmsusa.org

Spartanburg Scale Modelers

Meeting times: 4th Saturday of the Month, 12pm-3pm; Spartanburg Memorial Airport; 500 Ammons Rd, Spartanburg, SC 29306

Contact Tim Kirkland
Email: kirklandmr6@aol.com

Winston-Salem

Meeting Times: 3rd Thursday of each month at 7PM; Southfork Community Center 4403 Country Club Road Winston-Salem, NC

Contact Name: Will Pecoul
Email: wpecoul@gmail.com
winston-salem@ipmsusa.org

Region 12 Coordinator

Tim Kirkland
170 Kensington dr #107
Spartanburg, SC 29306
Phone 864 504 0745
Email: kirklandmr6@aol.com

(continued on page 22)

A Message from Charlotte and Gaston County

Greetings fellow modelers,

We would like to invite you to the 2023 IPMS Region 12 Regional Contest hosted by Charlotte Scale Modelers and Gaston County Model Builders on Saturday, November 4, 2023.

The venue is at the Gaston County Citizens Resource Center, 1303 Dallas-Cherryville Hwy, Dallas NC 28034. Some of you might have attended the successful Regional Contest held there in 2017.

We very much hope you'll mark us down on your calendars and come out to participate in what we hope will be a great show.

We will also be providing additional spaces for those who only want to display their work and not compete in the contest. A great way to share your craft and provide inspiration to other builders.

Attached is a copy of our contest flyer, contest categories, and a sample entry form. Please there will be a correction to the categories with the addition of 46A. Automobiles 1/9 & Larger.

As you see our main theme is "All Things RECCE", which can encompass anything reconnaissance or exploration, land, sea, air, or space, and even Sci-Fi. Additional themes are "All Things Great & Small", simply put we'll judge the best very large scale model and the very small scale model. Lastly, we have the "Last Decade of Real Cars - 1960-1969"

As with any contest we'd love to have contest category trophy sponsors. We haven't set a fee, we're only asking for a donation in whatever amount a club or individual can afford. Contact any of us listed below if interested.

We will be posting updated information about the contest, judging rules, sponsors, vendors, raffles, registration, and model entry forms. We will also be putting together a list of amenities to include area hotels for those wanting to spend the night. This information will be on our Facebook page:
<https://m.facebook.com/100067006667600/>

and our Internet site:

<http://ipmscharlotte.org>
<http://Charlottescalemodelers.com>

These links can also be found on the Events page of the IPMS-USA website.

Hope you all can make the trip to see us.

Christopher Fish
Charlotte Scale Modelers
mrfishs@hotmail.com
(704)451-5329

Dave Maher
Charlotte Scale Modelers
dad4204@aol.com

Roger Woods
Gaston County Model Builders
sky4raider@gmail.com

Lee Whitworth
Gaston County Model Builders
dlw6290@hotmail.com

Con Roundup

"Fast Trax"

IPMS Race City Fall Con '22

September 30, 2023

UAW 3520 Hall Gym

2290 Salisbury Highway (Hwy 70)

Statesville, NC 28677

<http://ipmsracecity.epizy.com/show.html>

"All Things Recce"

Region 12 Convention and Contest

IPMS Race City

November 4, 2023

1303 Dallas-Cherryville Hwy,

Dallas, NC, 28034

<https://calendar.ipmsusa3.org/chapter/ipmsgaston-county-model-builders>

"Chattanooga ModelCon 2024"

IPMS/Chattanooga Scale Modelers

January 5th and 6th, 2024

Chattanooga Convention Center

1 Carter Plaza

Chattanooga, Tennessee, 37402

"RDUCon 2024"

IPMS/The Eagle Squadron

January 28, 2024

American Legion Post 116

6400 Johnson Pond Road

Fuquay-Varina, NC 27526

"BeachCon 24"

IPMS/ Grand Stand/BeachCon 24

March 23, 2024

Robert H Reed Recreation Center

800 Gabreski Lane

Myrtle Beach, SC 29577

"2024 Soda City Model Con"

IPMS/Mid-Carolina Swamp Fox

April 20, 2024

Seven Oaks Recreation Center,

200 Leisure Lane,

Columbia, SC, 29210.

<https://ipmsmidcarolina.com/news/>



News from IPMS/USA

Region 12 Spotlight
Regional Contest, 2023

Here is the "congratulatory" email we received from Tim Kirkland, R12 Coordinator.

To Eastern Carolina Plastic Modelers, IPMS/USA

Congratulations on being awarded **all 4** of the Achievement awards for IPMS Region 12, the Carolinas.

Your Chapter does represent the best in our Region and I think the country and the IPMS Society.

I nominated y'all for all 4 National awards and for the 2nd straight year ECPM won one: This year, Member of the year, Alan Welch.

He has shown to you, to me and

to IPMS USA a great example of a IPMS Member.

This also includes all of you in Eastern Carolina Plastic Modelers!

Thank you for the privilege to serve you. ■

-Tim Kirkland
Region 12 Coordinator



Closet Modeler

(continued from page 9)

might be another mess. You see, Bert Kinsey in his publication also stated that, "The kit has poor fit between the top and bottom halves of the fuselage just forward of the wing root". Boy, he wasn't kidding about that! That's one reason I never liked top and bottom fuselage kits. So, I expressed my reservations about this model and this build.

She just stood there for a few moments, and then responded, "Chicken", turned around and went to the living room. Well...I guess the challenge is on. This will prove to be a very interesting build indeed. ■

-David Stitler

IPMS/USA MEMBERSHIP FORM

IPMS No.: _____ Name: _____

Address: _____ If Renewing _____ First _____ Middle _____ Last _____

City: _____ State: _____ Zip: _____

Phone: _____ E-mail: _____

Signature (required by P.O.) _____

Type of Membership ☐ Adult, 1 Year: \$30 ☐ Adult, 2 Years: \$58 ☐ Adult, 3 Years: \$86

☐ Junior (Under 18 Years) \$17 ☐ Family, 1 Year: \$35 (Adult + \$5, One Set Journals) How Many Cards? _____

☐ Canada & Mexico: \$35 ☐ Other / Foreign: \$38 (Surface) Checks must be drawn on a US bank or international money order

Payment Method: ☐ Check ☐ Money Order

Chapter Affiliation, (if any): _____

If Recommended by an IPMS Member, Please List His / Her Name and Member Number:

Name: _____ IPMS No.: _____

IPMS/USA

Join or Renew Online at: www.ipmsusa.org

PO Box 1411

Riverview, FL 33568-1411

Editorial

<https://modelairplanemaker.com>

Why Our Model Shows Have Competitions

In a recent episode of the Plastic Model Mojo podcast (what we so lovingly call the Moj around here), a listener emailed the hosts and pondered why North American model shows are centered around a contest while European shows seem to focus on display.

The hosts shared some thoughts relating to differences in personalities or behaviors between the two cultures. As in, Americans are more competitive by nature than those happy-go-lucky European types. That drives their desire for competition. Interestingly, the hosts pegged Canadians as laying somewhere in the middle. Fair placement, I suppose. But I think we Canadians differ little from our American brothers and sisters on this point.

Personally, I think that competition is very important for many North American model builders. However, I am not convinced that it is driven by a desire for pure competition. I believe that many North Americans participate in competitions to legitimize their hobby.

I spoke of this before in my post about Validation. I believe that for many of us, there is a guilt or a worry that unless we pursue the hobby to its highest iteration, then we believe we are only 'wasting time' making childish crafts. Oh, and it's not just us with our scale models. It is pretty much every hobby. Tim Wu nailed it in his "In praise of mediocrity" piece where he stated:

When your identity is linked to your hobby — you're a yogi, you're a surfer, you're a rock climber — you'd better be good at it, or else who are you?

Tim Wu – In praise of mediocrity

Instead of simply enjoying the process of sitting down and building, or taking the opportunity to unwind and use our hands, many of us North Americans can only 'justify' the use of our spare time if we are excelling at something. Therefore, getting that competition trinket is more than a pat on the back. For many, a \$2 medal or plaque is legitimizing how we spend our spare time; proof we are pursuing a 'serious hobby'.

But what about those Euros?

I don't get to Europe a whole lot, so, I have to go out on a limb here. Perhaps those happy-go-lucky European types see this hobby as more of an art form or at least a form of creative expression. Maybe they have a healthier attitude about adults pursuing non-work interests. It could be they see the whole idea of judging 'creative expression' as a pointless exercise and a model show should be more about sharing ideas, showing off some completed work, hanging out with like-minded people, downing a whole lot of alcoholic beverages, and buying cheap model kits and supplies.

Actually, that kinda sounds like fun. Maybe I should go over there and give that a try!

Last Thing

I'll be the first to admit that 'hobby validation' was one of the main reasons why I started participating in model shows years ago. Although I have done zero actual research for

this piece, I am confident I am not alone and I'd love to hear from you if this sounds familiar. Hell, I'd like to get your thoughts if you think I am dead wrong.


Of course, a weird thing happened after I started competing in those model competitions. I met all sorts of scale model weirdos like myself. People who love making models as much as I do. People who I actually like to be around.

I still enter contests, but I no longer see them as legitimizing my hobby. Only I can legitimize what I do. I put the models on the table and seek out other builds of other modelers. If judges like what they see, I appreciate that nice pat on the back after a fun day surrounded by models and builders. ■

- Chris Wallace

Editor's note - I found this blogger and I like what he had to say so Chris and I agreed to run some of his blogs as editorials to broaden the scope of our newsletter. I hope you all appreciate and enjoy it. ■

-the editor



Region 12 Chapters

(continued from page 16)

The following clubs are non-IPMS groups but are included as a courtesy:

Carolina Maritime Model Society

Meeting time/date TBA at the North Carolina Maritime Museum, 315 Front St., Beaufort, NC, and the museum is a great meeting space.

<https://www.facebook.com/CMMSNC/>

Jacksonville NC Plastic Modelers

Meeting times: 7pm every third Wednesday at The Hobby Chest, 345 Western Blvd, Jacksonville, NC. The Hobby Chest carries a great selection of hobby kits and supplies and is a grand center for tabletop gaming activities. <https://www.facebook.com/groups/1319666224752922>

New Bern Maritime Modelers Guild.

Meeting location: 12 noon the second Saturday of each month at 604 Guion St., New Bern, N. For up to date info on their meetings: <https://www.facebook.com/nbmmgnc>

Wilmington, NC Plastic Modelers

meeting times: 2pm-4:30pm the 1st Saturday of each month. Meetings are held at the New Hanover County Public Library, Osprey room, 3802 S. College Rd. <https://www.facebook.com/groups/117277425006833>

This is the best up to date info we have on the scale model clubs in our region. Should you find an error or omission please contact the editor of this publication.



SitRep

AMPS Centex Armor Expo 2023

September 16, 2023

Show theme: USMC Vehicle

Georgetown Community Center

Georgetown, Texas.

AMPS 2024 International Convention

Thu Apr 11, 2024 to Sat Apr 13, 2024

South Bend, IN

-Mark Gray

**When in Jacksonville
experience a REAL
hobby shop again.
VISIT:**

HOBBY CHEST

Your place for:

Models, Radio Control, Airsoft,
Board Games, Trading Cards,
Collectibles, Warhammer!

Wed. - Sat. 11am - 9pm

Sunday: 12:00 - 6:00pm

345-A Western Blvd.

Jacksonville, NC 28546

910-353-4473

info@hobbychest.com
since 1992

REMEMBER!

If you get this newsletter via email it's the **low** resolution version. The **HIGH** resolution version, (better suited for printing), can be downloaded from the chapter website:

www.ecpmo.com/newsletters.html

Editor's Notes:

Greetings chapter members,

Well, I have already written an article and made a short video on the IPMS/USA Nationals so enough of that. Now let's move on to another contest, the ECPM DownEastCon.

At our August meeting we went over the classes and categories in preparation for publication and distribution. (Yes, I know the con is not until NEXT JULY but I DO believe in a lot, I mean a LOT, of promotion for these events.)

We have already decided on a theme and "special" competition, (see page 8) so now we get down to the real nitty gritty of finessing the event.

After all, last year we were characterized as operating like a well oiled machine so, yes, we have a lot to live up to.

My biggest personal project will be generating all new graphics for the show, but there will be many other changes to make before we finally open the doors July 20, 2024.

Once more I would like to offer my congratulations to Jeffrey Maples for being awarded Region 12, Webmaster of the year, and to the entire chapter for being recognized as the Region 12 Chapter of the year. It is an honor and a privilege for me to be a member of this group.

Thank you all for being such a sterling group. Well done, Eastern Carolina Plastic Modelers, well done. ■

-Editor

The next meeting will be Saturday, September 16, 2023, 12:00 pm until 2:00 pm, Fairfield Harbor Fire Department, 585 Broad. Creek Rd. It will be a regular meeting. Bring your new builds and any work-in-progress projects. And check your email, facebook page and ECPM website in case changes are made in time and/or date.

Isn't it time you joined IPMS? http://www.ipmsusa3.org/uploads/ipms_application_form_2019.pdf