



ECPM - We Put It All Together.



Scott Brown's Marder Mk III AusF H in 1/35 scale. It's an Italeri kit dating from the '80s done beautifully by Scott.

Meeting Debriefing

January 20, 2024

Fairfield Harbor Community Center
Attendee: Once again it's heartening to see a great turn out at ECPM World Headquarters. In attendance were Marshall Smith, Jim Gower, Dennis Morey, Chuck Colucci, Louis LaPlante, Jim Harriett, Andy Fulcher, Steven Michel, Scott Brown, Gary Mitchell, Mark Sandvigen, David Stiteler, Sean Donnelly, Melissa Huyett, Rodeny Huyett, James McGuinness, Lee Rouse, Tim Ryan, Dale A. Hansen, Dennis Korn, David M. Mohr, and Jeff Maples. And all this despite the bone chilling cold happening in North Carolaska

Jeffrey Maples handed out name tags to start the meeting which then led us to:

Introductions:

The club introduced themselves to the guests. We had several people who were either new or returning to the club after an extended absence. We will continue to stress this in the February meeting agenda as knowing how and which media outlets we use is important to our messaging.

Alan Welch did make a point of explaining how to find out about our meetings – website, Facebook, and Newsletter.

Old Business

IPMS Membership Renewal Report – the chapter's (IPMS# 61160600) dues are paid and good until 1/1/2025.

(continued on page 4)

Contents

Meeting Debriefing	1
Soviet 2K12	2
USS NC Group Build	5
Accurate Inking (humor)	6
K*O*R*E*A ad	7
K*O*R*E*A categories	8
K*O*R*E*A rules	9
K*O*R*E*A entry form	10
Confessions of a Closet Modeler	11
ECPM Display Case	12
Con Roundup	17
Editorial	18
IPMS/USA	20
Regional 12 Chapters	21
Editor's Notes	22

2024 Meeting Schedule

January	1:00-3:00	Community Center
February	1:00-3:00	Community Center
March	1:00-3:00	Community Center
April	1:00-3:00	Community Center
May	1:00-3:00	Community Center
June	1:00-3:00	Community Center
July	1:00-3:00	Community Center
August	1:00-3:00	Community Center
September	1:00-3:00	Community Center
October	1:00-3:00	Community Center
November	1:00-3:00	Community Center
December	1:00-3:00	Community Center

Staff

Publisher/Editor	Alan Welch
Editor	Jeff Maples
Editor	Mark Sandvigen
Meeting Photographers	Dennis Korn
Columnist	David Stiteler
Columnist	Chris Wallace

SOVIET 2K12 "KUB"

by Chuck Colucci



Editor's note - more photos are on the following page.

Being intrigued by the history and development of Soviet military armor, for my latest build I chose a subject from the late 60's - early 70's. The Soviet 2K12 "KUB" Mobile Surface To Air Missile System which deploys (3) SAM SA-6 "Gainful" missiles on the 2P25 Transporter Erector Launcher (TEL).

The system was designed from 1958 - 1967 and produced from 1968 through 1985. The system was designed as a low to medium-level air defense system to protect ground forces from air attack. There were a total of 500 launchers and 10,000 missiles produced for the Soviet Union, as well as many other countries, with a service history from 1968 to present.

The 2K12 system shares many components with the 2K11 "Krug" (SA-4) system and was designed to compliment each other; the 2K11 being effective at long ranges and high altitude while the 2K12 was more effective at medium range and intermediate altitudes. The system was operated by a 3 man crew and can set up and launch its missiles in only 15 minutes after changing locations. The missile itself had an effective range and altitude of 2-35 miles at 50,000 feet at speeds of mach 3. The system saw combat in many wars and conflicts throughout its operational history.

My model represents a vehicle used by East Germany during the 80's and 90's. Used in many training exercises, this system never did see combat

while in service with East Germany and was retired from their service after the Reunification of Germany from November 1990 through March 1991. The system is still used by many countries today.

The model is by Trumpeter. As I find with many of the Trumpeter kits, it is a relatively painless build with great detail and lots of small parts. Some of the photo etch parts can be a little challenging but worth the effort.. The hardest and most challenging thing for me is the individual track links. I still have some trouble working with them but I guess the more I work with them, the better I'll get. The model was painted with Tamiya paints and oils . ■

- Chuck Colucci



(this page) The first known use in action was by Syria and Egypt during the 1973 Middle East war when the 2K12 Kub version proved highly effective against Israeli aircraft during the first few days of the war. Its latest usage was in the Kosovo/Serbian NATO campaign.

The Trumpeter kit is 1/35 and Chuck says it is enjoyable as are most of their offerings. It has good detail with few problems and should be an interesting addition to anyone's armor collection



Meeting Debriefing

continued from page 1

New Business

- Treasurer's Report – Marshall Smith provided treasurer's and payment report which included current membership and dues payments.
- Jim Gower outlined a need for ship models to be displayed at the USS North Carolina (BB-55) Museum ship's weekend, Aug 10/11. The categories were very broad. Action: Mark Sandvigen will work with Jim Gower and refine what is needed and send it out to the chapter. Jim Gower and Mark Sandvigen had brought in free modeling supplies and equipment for the group. What is not taken will be donated to other clubs.
- New Bern Model Train Show: Dennis Korn introduced the 2024 Train Show. The 2024 Train Show will be held February 23, 24 and 25 at the New Bern Convention Center. Saturday 9:00 am to 5:00 pm and Sunday 10:00 am to 4:00 pm. \$8.00 for ages 12 and up. Under 12 are free with an adult. Admission is free for ECPMOD members who will be manning the our chapter booth.
- The club will be represented on both days of the Train Show. Alan asked for volunteers and due to the overwhelming response, he decided to take it offline. Action: Alan will work up a schedule which will be sent to the club via email. For the club, if you plan to volunteer, pick a time you are available and let Alan know. We will call out empty timeslots to ensure the booth is manned at all times.

DownEastCon 2024

Call to Judge DEC 2024 – Alan has corresponded with Steve Kasza, and he will once again be our head

judge. Steve will once again hold training sessions during the May/June meetings here at ECPM World Headquarters.

- Judging RDUCon: Several members will be attending IPMS Eagle Squadron's RDUCon 2024, on Jan 27th. The show and contest will be held at the American Legion Post 116 located in Fuquay-Varina, NC. The show will run from 9 a.m. until 5 p.m. Eagle Squadron will have 2 buildings for the event: building 1 for the main contest and right next door building 2 as a separate space available for vendors. They have asked for judges. Jeff made a call that if you are attending, consider judging as well. IPMS judging has changed since the last nationals, and it is "visual" only. No flashlight, dental mirrors, or touching/picking up. You judge the model as it is displayed. Jeff also stated that he was working to get a copy of the judging video created by Eagle Squadron for this event. If he is successful, he will post it on the website and our Facebook page.

Also, if you are attending, either wear your name tag, or wear your club shirt to let Eagle Squadron know that they are being supported.

- DownEastCon Vendor Report: Jeff Maples currently has seven vendors committed to the contest. The current listing is on the ECPMOD Website.
- DownEastCon Registration Report: Dennis Korn state he is ready to go, however, to date he has had no one sign-up.
- DownEastCon Sponsorship Report: Mark provided an overview of the DownEastCon 2022 sponsorship. He has the letters created and is ready to proceed once the final category list

is published. The pricing will be the same as DownEastCon 2022, the changes in pricing will be reflected in the admission price.

- DownEastCon Raffle Report: David Mohr reported that he has 85-90 kits available for the raffle. He will be working on the division of the kits over the next couple of months to have an equal number and type for the morning and afternoon sessions. There will be no silent auction this year as very expensive kits in 2022 went for next to nothing.

He is also asking for kits that have been started, or kits with missing parts as he plans once again to have the "Castaways" table. This was an idea that was extremely successful during 2022 and made the club a good amount of money. David will also need two extra tables and is hoping to get everything set up the Friday night before the show on Saturday.

- DownEastCon Installation Report: David Stiteler stated that he thought the set-up was fine. Having the Single-Marine Program involved to help the club, vendors, flag placement, signage, and modelers as needed. David also asked if we have a DownEastCon prep/storage room for personal items, etc.? The availability of this type of space will be requested of the Convention Center.

- DownEastCon Promotion Report: Alan has all the signage set up and has used the lessons learned from the last event to streamline the process. Alan also mentioned that the event now had a one-million-dollar liability insurance policy needed to host the event. Alan asked if anyone had media contacts: Mark Sandvigen will check with local television and radio along with New Bern Live.

(continued on page 11)



There is an opportunity afforded us to participate in a very special event. A multi-club, two-day group build ON BOARD the Battleship North Carolina! This is scheduled to take place the weekend of August 10-11.

Museum Curator, Mary Ames Booker, offers that we'll have space and tables set up in the ward room, the museum people will move a number of finished models from the museum storage building into the room and will provide a cart for us to move our gear onboard. The room will be locked for security overnight.

Ms. Booker would like us to know that the event "**Celebrate the Legacy**" refers to all the ships carrying the name "North Carolina" and there were several classes. These include:

Ship of the Line - Wooden sailing ship, circa 1789

Ironclad - (CSS North Carolina) Civil War era

Armored Cruiser ACR-12 (1906-21)

BB 55 Battleship (1941-47)

SSN-777 submarine - active duty

So, the models can represent any of these eras which could open it up to more participants. They don't have to be "North Carolina" models but should relate to the eras. We think visitors will really enjoy the displays.

The staff is excited about having models that are in process so visitors can see that too. Marketing Director Danielle Wallace also suggested that some models be available for visitors to work on, perhaps a selection of snap-tight basic kits that the kids could make and take home.



(above and below) views to port and starboard of the ward room where the event will be held.



We will need to come up with a list of participants and models so they can create a program description for our website. We can provide photos of chapter members with or working on a model from our photo bank as those are good shots for publicity.



Accurate Inking

(HUMOR)

When you want the crew of your model ship build to be just so.

- by Alan Welch

As many of you know I build the occasional ship model and, for some reason, people like the fact that I add crew members as often as I can. Although this calls for thought in the detailing it's not as difficult as one might think, even in the scale, (1:350), I work in.

The uniforms, as you may have guessed, are no problem. light blue shirts and dark blue for the jeans. (Although I tend to add a bit of white as I go along since not every gob is wearing brand new dungarees, some pants will be faded.) For officers I generally use a craft paint named "Teddy Bear Tan" both because it's a pretty close match to the Officers' khaki but I also like the name, it appeals to my sense of irony.

I'll mix most enlisted men up, some in work uniform, a few without shirts or maybe with a white tee shirt. Maybe a few in dress whites as if reporting aboard or ready for liberty. Most times these are easy to do save for belts, ties and rank.

Where it gets dicey, though, are those doggoned tattoos.

Here I have to abandon even the smallest of my brushes and go for one of my detailing secrets, a single eyelash. When I tack one of these to the end of a toothpick it gives me a small enough tool to pick out most of the details in a sailor's chest or arm decoration. I do admit I have to fudge the hula girl's grass skirt and make it a solid color instead of the individual grass fibers.

But of course, here, as everywhere, accuracy is king and I make sure to follow the rules of what the individual tattoos actually mean. As we all know everything nautical has a meaning and a tale to tell.

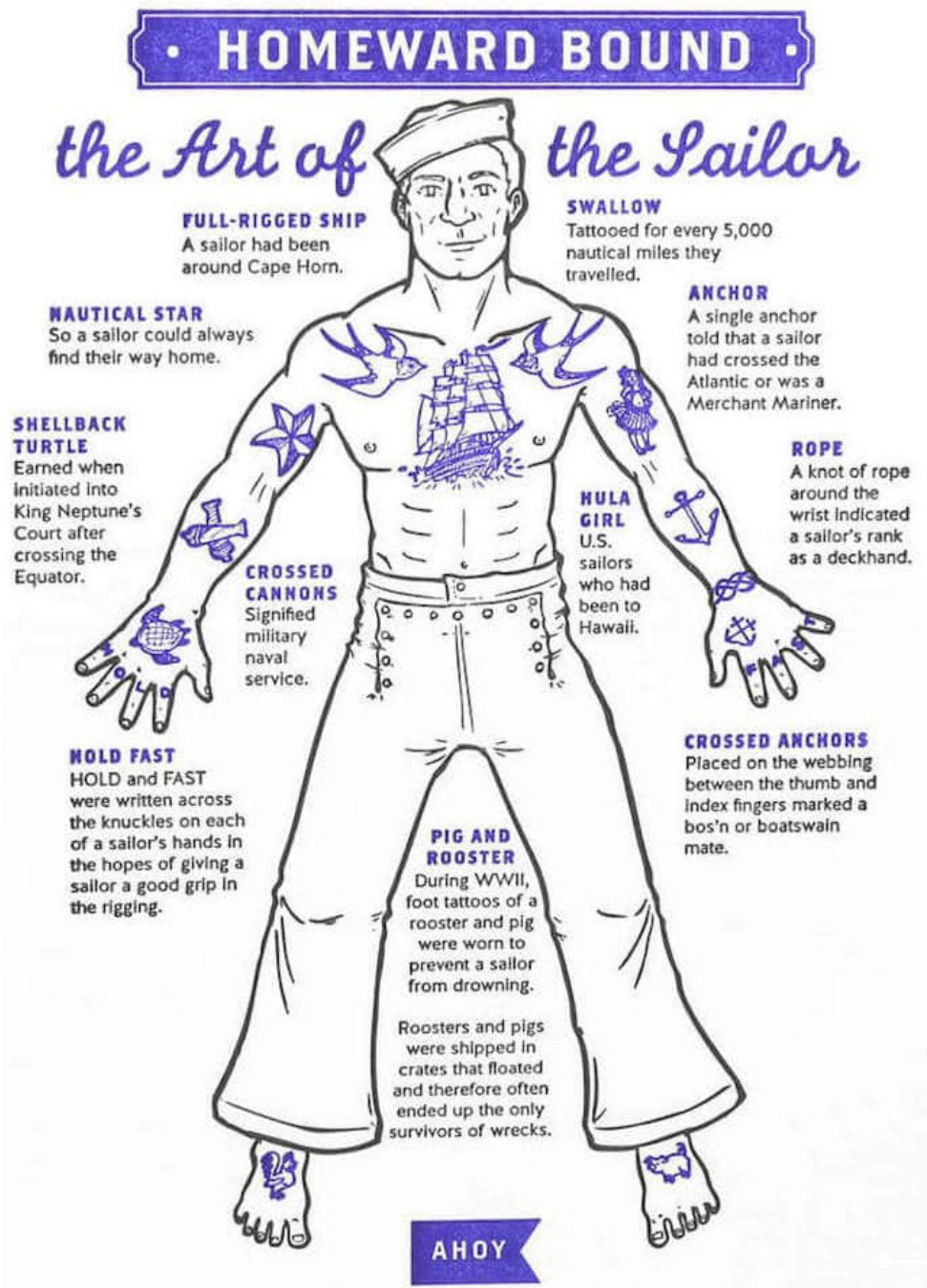
So, here is my go to guide, my handy chart for what a sailor's tattoos actu-

ally indicate and I happily share with you. This way, when you paint that Master gunner's mate, you don't make his hand say he's a bos'un.

After all, the devil's in the details.

Happy modeling, shipmates.

- Alan Welch



ECPM Proudly Presents the DownEastCon 2024 Theme:

K*O*R*A

THE FORGOTTEN CONFLICT

**Anything used during the time
of America's participation
in the "Police Action"**

June 25, 1950 – July 27, 1953



**20 July, 2024
Rules and
details
on the
next pages!!**

SPECIAL ADDITIONAL ATTRACTION!

Join us in celebrating the
55th anniversary of the
Apollo 11 landing on the Moon with our

"SHOOT THE MOON"

Special contest.

Show us your very best "Real Space" build
from the Manned Moon Missions
starting with

Apollo 11's launch on July 16, 1969
all the way to the splash-down of
Apollo 17 on December 19, 1972.



K * O * R * E * A

The Forgotten Conflict

2024 DownEastCon Categories

To **also** be entered into the “The Korean War” or “SHOOT the MOON” Themes, you must check the appropriate box on the model registration form for each model entry.

0. Juniors *

- 001. Junior entries, ages 5-12
- 002. Junior entries, ages 13-17

I. Aircraft *

- 102. Multi-wing & rigged, all scales
 - 104. Single engine prop, 1:72 and smaller
 - 106. Single engine prop, 1:48, Allied *
 - 108. Single engine prop, 1:48, Axis *
 - 110. Multi engine prop, 1:72 and smaller
 - 112. Multi engine prop, 1:48
 - 114. Jets, 1:72 & smaller
 - 116. Jets, 1:48
 - 118. Aircraft, 1:32 & larger, all types
 - 120. Helicopters, all scales
- (Note: unmanned aerial vehicles, (UAVs), compete by engine & scale)

II. Military Vehicles *

- 201. Armor, 1:35 & larger, closed top, all eras, Allied *
- 203. Armor, 1:35 & larger, closed top, all eras, Axis *
- 205. Armor, 1:35 & larger, open top w/interiors, all eras
- 207. Wheeled & soft-skin vehicles, all scales, all eras
- 209. Armor, 1:48 & smaller, all eras
- 211. Ordnance – missiles & towed arty, all scales & eras

III. Figures *

- 302. Historical Foot & Mounted, all scales
- 304. Fantasy & Sci-Fi, all scales – resin, vinyl, and white metal
- 306. Fantasy & Sci-Fi, scales will include 1/8, 1/10, and 1/12 only, injection molded plastic

IV. Ships *

- 401. Surface, sail & oar powered
- 403. Surface, powered, (steam/nuke)
- 405. Submersibles, all eras

V. Automotive *

- 502. Factory Stock
- 504. Hot/Street rods & street machines, street legal

- 506. Competition, open wheel, all scales
- 508. Competition, closed wheel, all scales
- 510. Commercial, light duty, all scales, (single rear axle, vehicles and trailers)
- 512. Commercial, heavy duty & equipment, all scales (multi-axle & tracked)
- 514. Sit upon, (bikes, trikes, go carts)
- 516. Customs, all types

VI. Space & Sci-Fi Vehicles & Installations*

- 601. Real space, all scales
- 603. Fantasy/Sci-Fi, all scales
- 605. Gundam & Mecha, all scales

VII. Dioramas *

- 702. Military
- 704. Civilian

VIII. Miscellaneous *

- 801. All other entries, humorous, or hypothetical

(* Splits or combinations may be employed at the contest to balance numbers of entries for competition.)

IX. Special Awards

- 901. Best Aircraft
- 902. Best Military Vehicle
- 903. Best Figure
- 904. Best Ship
- 905. Best Automotive
- 906. Best Space & Sci-Fi
- 907. Best Diorama
- 909. Best in Show

Korea, 1951-1953 and Shoot the Moon Themes

- 911 Korea Aircraft
- 912 Korea Military Vehicles
- 913 Korea Figures
- 914 Korea Ships
- 915 Korea Civilian Vehicles
- 916 Korea Diorama
- 920. Best Korea Themed model
- 930. Best SHOOT the MOON Themed model

*For contest clarification, Allied/Axis determination is by markings. i.e. a captured Spitfire in German markings is classified as Axis. All neutral vehicles are by default Allied.

09/16/2023

DOWNEASTCON 2024 CONTEST RULES

1. Models will be judged against each other based on standard IPMS judging guidelines. Each Category will have a 1st, 2nd, and 3rd place. There is no Out of Box (OOB) award. First place models in a Category are eligible to be judged for "Best of Class" (901-907) Special Awards. Only the Best of Class winners are eligible to be judged for the "Best of Show" (909) Special Award. Any "theme model" is eligible for that Theme Special Award regardless of placement within a category.

2. A contestant can enter a maximum of 10 (ten) models total of which no more than 6 per class and no more than 2 per category. A modified "No Sweeps" rule is in effect that states a modeler cannot take all 3 places in a category but can take 2 of 3 places. (NOTE: Juniors classes are exempt from this rule and can enter unlimited models)

3. This is a family-friendly show. The Head Judge may exclude from competition and/or public display and entries which he/she considers to be offensive to generally acknowledged standards of taste and acceptability. This does not apply to historical aircraft nose-art.

4. All entries must be the sole work of the individual whose name is on the registration and entry forms, with the exception of category 001 where juniors may have limited parental aid subject to judges' acceptance. However, a surrogate may bring another person's model, but the registration must be that of the builder. Commercially built and/or finished models (die-cast, etc) won't be accepted for entry in any category.

5. Models are entered solely at the entrants' risk. Eastern Carolina Plastic Modelers does not assume any liability for loss or damage to any model. Models may be handled during judging. If necessary, we will ask the modeler to remove display cases prior to judging. If you do not want your model touched, please state so in writing in the notes section (on page 1 of Model Builder Registration). ***This statement must include your cell phone number so you can be called to move your own model. If you do not respond to the call, your model will not be judged.***

6. Vignettes vs. Dioramas: The number of subjects (vehicles and/or figures) will determine in which category an entry is placed.

Vignettes: A single vehicle and/or no more than 5 figures. Vignettes will be placed in the proper Class/Category.

Dioramas: Dioramas are story-centric, specifically built to tell a story or convey a message, and with 2 or more vehicles and/ or more than 5 figures. Dioramas will be placed in Class VII and the appropriate category(ies). The storyline will be considered equally to construction and finish of the individual subjects, figures, and other presentation components.

Builds and dioramas largest measurement must be no more than twenty four inches, (24"). Larger sizes must have prior clearance from the con committee to be displayed.

7. Junior entrants ages 13 to 17 (category 002.) may compete in either junior categories OR all other categories, but not both. Please fill in the proper category you wish to enter.

8. The Contest Registration Committee will assist in determin-

ing entry class and category at the time of registration. If an entry qualifies to be in more than one category (i.e., a 1/32 bi-plane could be either 102 or 118) the entrant may select which category he would like the model to compete. In all cases the final determination rests with the Chief Judge and the decision of the Chief Judge is final. Any category may be split or combined at the discretion of the Chief Judge to balance numbers of entries for competition.

9a. If a registered model also qualifies to be in a theme (see theme descriptions on page 1 and Rules 13 & 14) the builder can register said model(s) in its appropriate category(ies) plus check off the Korea or Shoot the Moon box on the registration form. Then the model(s) will be judged for both category and theme(s). If the theme box(es) are not checked, then the model(s) will only be judged within the registered category(ies).

9b. Judging: IPMS guideline standards will be used with every numbered category. Judges are not allowed to judge a category in which they are entered. For Korean & Shoot the Moon themes, models within a single Class will be judged together no matter their category. (Ex. All Korean theme marked Military Vehicles will be judged together no matter category or scale).

10. An entry which has won a Gold/1st place medal **or the People's Choice Award** in any previous DownEastCon will be placed on our Display Only Table. Silver and Bronze winners of previous DownEastCons can be judged for 2024. Those models that won Gold/1st place in other contests can be entered for judging.

11. Automotive Category Definitions.

FACTORY STOCK - A vehicle as it would have come from the factory paint; must resemble factory paint; wheels can be replaced. *Documentation may be requested for any vehicle that appears unusual.*

HOT/STREET RODS, STREET MACHINES - Modified vehicles intended to be street driven. Models must be street legal; treaded tires, exhaust systems, license plate, etc.

COMPETITION (open wheel and/or closed wheel) - Those vehicles intended for a track (whether round, left/right or straight).

COMMERCIAL (Heavy and/or light) - Those vehicles intended for the service industry (think of your local plumber up to long haul trucker). They would have some sort of markings to indicate which industry for which they are working.

CUSTOMS - Vehicles that have undergone extensive body work, designed for display competitions, and may or may not be street legal.

12. Korea War (1950-1953): Models must represent those nations and the vehicles, equipment, and personnel present in the conflict. Here are the nations we will allow for Korean theme: Great Britain, Canada, France, Belgium, the Netherlands, Colombia, Ethiopia, South Africa, New Zealand, Turkey, Greece, Thailand, Philippines and Luxembourg sent fighting units. Norway, Sweden, Denmark, India, Italy contributed military hospitals and field ambulances to the cause.

13. Shoot the Moon Awards (Apollo 11-17): Models must represent any person, place, event, or equipment that qualifies as a Real Space entry, starting with Apollo 11's launch on July 16, 1969, to the splash-down of Apollo 17 on December 19, 1972.

Builder#: _____ Entry#: _____

Class #: _____ Category#: _____

Scale of Build: _____

Name of Build: _____

Kit(s) Used: _____

Notes (tell us about your build): _____

Theme:

- ☐ Korea *
- ☐ Shoot the Moon *
- ☐ No Theme

Fold Here before placing on display table

If you are entering more than one model please fill out this section on the first entry, then you only need to write your name on the subsequent forms. In any case this page needs to be folded under with this side facing the table.

I.P.M.S. Member? ☐ Club Affiliation: _____

Name: _____

Address: _____

Telephone: _____

Email: _____

* If a registered model also qualifies to be in a theme (see theme descriptions on page 2, Rules 12 & 13) the builder can register said model in its appropriate category plus check off the "Korea" box or the "Shoot the Moon" box on the registration form. Then the model(s) will be judged for both category and theme(s). If the theme box(es) are not checked, then the model(s) will only be judged within the registered category(ies). If your models are not part of either or both themes, please check the box 'No Theme'.

Be sure to have your class and categories listed correctly.

(This is a class:) VI. Space & Sci-Fi Vehicles & Installations*
(These are categories in this class:) 601. Real Space. All Scales

603. Fantasy/Sci-Fi. All Scales

Models are entered solely at the entrants' risk. Eastern Carolina Plastic Modelers does not assume any liability for loss or damage to any model. Models may be handled during judging. If necessary, we will ask the modeler to remove display cases prior to judging. If you do not want your model touched, please write in Notes (on page 1) by the model stating as such. The note ***must include your cell phone number*** so you can be called to move your own model.

If you do not respond, your model will not be judged

Confessions of a Closet Modeler

By David Stitler

New Year Resolutions. I really don't like them, and for myself they don't do me any good anyway. If you are like me, resolutions made on New Years Eve due to the liquid inspirations of Jim Beam and Captain Morgan, or from the predictable results on New Years Day by the named suspects above, are usually forgotten or busted by Valentines Day. At least, that has been my sad story. So, what are these resolutions anyway?

Let's face it, resolutions are nothing more than promises we make to ourselves, mostly, about whatever it is we want to make better, or improve on. Sometimes we express that to close friends or family members, but we are rarely held accountable for those promises, or resolutions. Doesn't this sound familiar? I'm going to lose 20 pounds this year. I'm going to cut down on my drinking this year. I'm going to relax more now that I'm retired. Really? Let me know how that works out.

My personal favorites . . . I'm going to finish that model in record time. I want to build a model-a-month. I will stick to a "One model at a time" program. And finally, I will finish that B-17 before I become a museum piece, and my grandson has to finish it! As you can see, promises that were never kept, busted before they ever got out of the gate. This is the cross that we modelers usually bear in this hobby, and we grin.

Why do we do it to ourselves? Or more appropriately, why do I do this to myself? I love this hobby, but I have to admit to myself that I don't devote enough quality time to it. So, I get frustrated and then lock up. It's a trap that some of us get into. The road to good intentions is

paved with broken promises and, yes, resolutions. How do we get out of this trap? I see it this way; just be more realistic in what you want to achieve, and work towards a more manageable progression in your work ethic. Despite all the obstacles or noise in life, try to put it aside for just an hour, or if needed to get started, thirty minutes a day. Time management is the key.

My wife put it this way. She asked me once these questions, "How much TV do you watch each day? And whatever you are watching, how much of it is reruns you have seen a thousand times before? Why don't you spend it in your den and get out of my hair so I can watch the junk I want to watch, and you get to finish something for a change that you have complained about not finishing?" Good point.

2024 has the potential of being a productive, energetic and enjoyable year. ECPM has a fantastic event coming up in July, and I know we are all looking forward to a great success with it. As for myself, I can't say that I will make all kinds of claims on finished projects. All I can do is my best at following my own advice. I will do my level best to stick to one project at a time, at least no more than two so that I won't get snowed under. And I will put in a better effort to finally finish that ever present, B-17. This way, my wife's raised eyebrows and chuckles under her breath will not be necessary anymore. I will do my best at time management in model building.

I promise. ■

- David Stitler

Meeting Debriefing

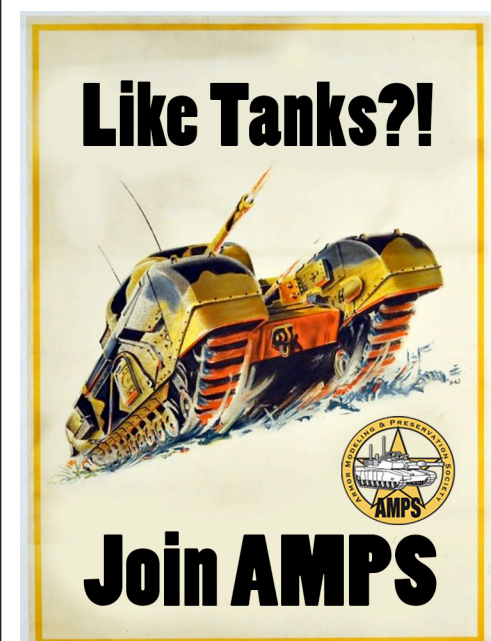
(continued from page 4)

- Modifying the Junior Categories: Jeff asked if the club would entertain modifying the Junior Categories to reflect the Olympics. Juniors could enter models painted in Olympic Colors (Blue, Black, Red, Yellow, Green, and White). The club thought it was a great offering and voted to go forward with the idea.

- IPMS Make and Take: Mark Sandvigen related how he was working in the NC ANG to engage Guard-kids in an IPMS Make-and-Take. He stated that once planning gained momentum, he would be coming back to the club asking for volunteers to assist the kids in creating a kit.

- Classes and Demonstrations: In 2024, to make the meetings more engaging, Alan and Jeff proposed that we hold classes and modeling demonstrations to improve techniques or introduce modelers to other modeling solutions that will take the models to the next level. The proposed list is being worked and options will be presented to club at our next meetings ■

- Mark Sandvigen



E.C.P.M. DISPLAY CASE

ART: CAROL PEARL



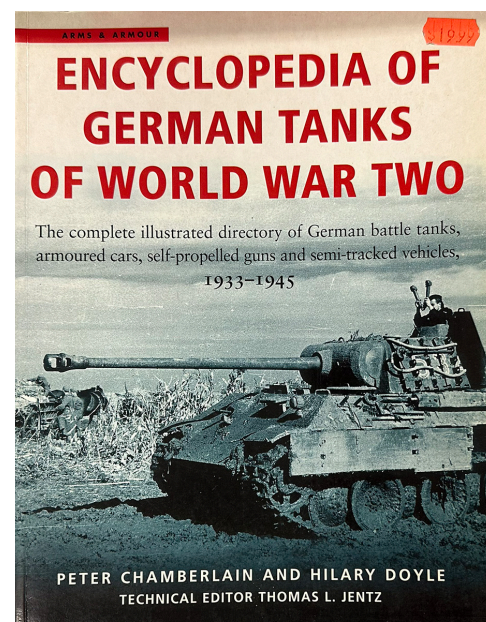
(left) David Mohr continues to find amazing treasures in unusual places, (minds out of gutters, please), including this special IPMS Nationals edition of the J4F-1.

(left middle) Looks like a set of 1/35 paratroopers in progress by Scott Brown. Looking forward to seeing these drop.

(left bottom) More Mohr rescues. This time a Hawk PT-20 which can be built as either land plane or float version. If you do a float plane the kit includes injected molded "water" to sit it upon. Also shown in a GREX airbrush also found in a thrift store.



(bottom) Rodney Huyett brought in an armor reference "find" of his own, Peter Chamberlain and Hillary Doyle's Encyclopedia of German Armor.







(above left) Alan Welch brought in his WIP of a 1923 Model T. He says it is an “interestingly engineered kit”

(above right) Lee Rouse’s Classic Airframes kit of a Bloch MB-155 in Vichy colors. The red and yellow stripes were always a stand out.

(below) Lindberg’s PT-109 as built by Steve Michel. It’s a plastic kit designed to be motorized and R/C controlled. Steve has run it on the water numerous times.

(left) The box the 1/64 kit came in.





(above) Gary Mitchell brought in cars! Above right, in red, is a Porsche 959, Gary said the kit has great fit. The silver vehicle is a Tamiya GMA T5.0, kit comes with separate body panels.

(left) An Aoshima Copen nicely finished in Orange and black. Gary said all three of these were great builds and were very enjoyable.



(lower left) A little late for Christmas but very appreciated still was this selection of free tools, gifted to us by Jim Gower. Jim is President and CBO of the New Bern Maritime Modeling Guild, a boat building group that works hand and glove with us. Jim said his club was gifted with the tools and supplies by a modeler's widow and he graciously shared them with us.

(below) This terrific Dremel work shop was also a donation, this one is from Mark Sandvigen. It will be in the 2024 DownEastCon raffle.





(above right) This M-48 A2 Patton was constructed by Sean Donnelly from a Monogram kit. Sean gave the kit a “fair” as there were a number of fit issues and some mediocre molding done on the included figures




(above) “The Hornet’s Nest”, a 1/35 scale diorama with several Wehrmacht infantrymen using a knocked out Marder III AusF H for cover. Built by Scott Brown.



(left) Louis LaPlante brought in his next project AND the inspiration that . . . er . . . inspired it. The kit is the 1/48 Grumman F-14D Tomcat by Tamiya. Louis says, “I hope to closely follow the book but I will need to practice these techniques before implementing them fully. I expect this to be a multi year long project.”

This will be an interesting project to follow.

(right) And now, welcome to Jim Harriott's page. To the right is the frame of an American M34 GMC Half Track by AFV in 1/35 scale. Jim has just started the build but he says it's fun. (so far)



(right center) Verlinden Confederate 10" heavy Seacoast Howitzer.

(Lower right) a 32 PDR in a seacoast battery position.

(lower left) A 7' Brooke Rifle. Jim, if you cannot tell, is our resident cannon expert and it looks like he will be rivaling David Moore for finding interesting and rare kits in unusual places. (again, minds out of gutters, please)



Con and Event Roundup

"RDU CON"

January 27, 2024
IPMS Eagle Squadron
American Legion Post 116
6400 Johnson Pond Road
Fuquay-Varina, NC 27526
Ron Verburg -
rkverburg@hotmail.com

"AMFS Show"

February 9-11, 2024
Atlanta Military Figure Society
Hilton Hotel Atlanta Northeast
<https://atlantafigures.org/>

"Mid Carolina Swap Meet"

February 17, 2024
Salisbury NC
Salisbury Civic Center

"New Bern Model Train Show"

February 24/25 2024
New Bern Convention Center
Paul DiMauro - 252-259-7896
pauljdimauro@aol.com

"Old Dominion Open"

February 24, 2024
Richmond Raceway Complex
600 East Laburnum Avenue
Richmond, VA 23222
Richard Leininger -
rleininger@verizon.net

"Atlanta Con"

March 15, 2023
Atlanta GA.

"Beach Con 24"

Region 12 Regional
Grand Strand Modelers
March 23, 2024
Robert H. Reed Recreation Center
800 Gabreski Lane
Myrtle Beach, SC 29577
Rick Reinert -
b2flighttest@gmail.com

AMPS 2024 International Convention

April 11, 2024 to Sat April 13, 2024
Century Center,
120 Doctor M.L.K. Jr. Blvd
South Bend, IN
46601
<https://www.amps-armor.org>

"Fast Trax"

IPMS Race City Spring Con '24
April 6, 2024
UAW 3520 Hall Gym, 2290 Salisbury
Highway (Hwy
70), Statesville, NC 28677
Don Stewart
ipmsracecity@gmail.com

"Soda City Model Con"

April 20, 2024
Seven Oaks Park Leisure Ctr./ICRC
200 Leisure lane
Columbia, SC 29210
United States
IPMS Swamp Fox
Pete Maher -
opus575@gmail.com

"Smoky Mtn Model Con"

May 25, 2024
Knoxville Catholic High School
(gymnasium)
9245 Fox Lonas Rd. NW
Knoxville, TN 37923
Michael Polin -
michael.r.polin@gmail.com

"DownEastCon 2024"

July 20, 2024
IPMS/East Carolina Plastic Modelers
Havelock Tourist Center
(Museum of Marine Aviation)
201 Tourist Center Drive
Havelock, NC 29577
<https://www.ecpmod.com/downeastcon-2024-show.html>

GOOD reasons to volunteer for the ECPM booth at the Model Train Show: Hang with Friends, Free Admission,* Fight Cabin Fever, Model Trains, Models, And It's for the club!



*2 hours at the booth = free admission all day



When in Jacksonville experience a REAL hobby shop again. VISIT:

HOBBY CHEST

Your place for:
Models, Radio Control, Airsoft,
Board Games, Trading Cards,
Collectibles, Warhammer!

Wed. - Sat. 11am - 9pm
Sunday: 12:00 - 6:00pm
345-A Western Blvd.
Jacksonville, NC 28546
910-353-4473
info@hobbychest.com
since 1992



Editorial

<https://modelairplanemaker.com>

-continued from last year.

Truth in Advertising

My model buddies and I usually go to a semi-local car centric model show and contest every August. It's really an excuse to get out of the house, see some models and shoot the breeze. As you would expect, the tables feature mostly car models but there are a few other categories. Same with the vendors: Mostly cars but some other bargains to be had. Over the years I've picked up some good bargains on the "wrong" kits at these shows. Aircraft kits generally don't sell at car shows. Ship kits don't sell at Amps shows.

Two of us were perusing a pile of kits at an unattended vendor table. My friend soon finds a 'rare' Dragon tank kit he'd been looking for. I then heard a very excited "Ooooo! Ten bucks!" while I was looking elsewhere in this kit pile

Soon after, I could hear him laughing as he brought the kit box over to me. It was obvious what make him laugh:

"\$10 – kit complete. Only missing one track, turret, pioneer tools"

Now, I am not much of an armor builder. But the key thing that a tank needs in order to tank, is a turret. Probably two tracks as well. Obviously these deficiencies were indicated in the price. I'm just not sure anyone would state it's description as "complete".
Unpaid Rent

For me "Model Aircraft and Accessories" is most definitely a clickable Kijiji ad. And click I did back in 2016. The ad featured some pictures of a handful of World War 2 props in 48th scale including one I had to have: A Hasegawa limited edition Kate with photoetch wing folds!

And the prices posted were almost too good to be true. Yup, yup, yup... click the respond box...

'I'm interested in the Kate. Is it still available? I can come by today'
SEND MESSAGE

The response was almost instantaneous:

'Its available. They are all available. Do you want the other kits? Paints?'

The other kits were also nice and well priced but were subjects I was not interested in.

'I'll just take the Kate, let me know where and when to pick up'

Again, the response was very fast:

'I will be home around 530 you can come anytime after that.
[ADDRESS].
Buzzer doesn't work. Text or call
[NUMBER].
Other kits available, price negotiable.
Let me know what works for you!'

Now, I don't mean to judge but the address he provided was in a part of town that I would not generally associate with model building. I'd certainly associate it with things like buzzers not working. The area could be described both as "edgy" and as a "high crime area" depending on who is doing the describing.

Sigh, but it was a bargain...

and a rarely seen kit...

So off I went!

I pulled up to the cinderblock

lowrise, texted the number, kept my doors locked and kept an eye on the entrance to the building. Minutes later a rather ragged looking hipster appeared with a cardboard box that was far too large for a Kate and waved me over.

"Are you sure you don't want these kits? Tell you what, you can have them and the paints. I think there are some brushes in there too. Just take it."

"Um, I don't really want them," I replied with a tone that probably came off as somewhat skeptical.

"Listen, these aren't mine."

"You don't say." Eyebrow firmly raised.

He laughed, "Our roommate skipped and we haven't seen him in months. We were tired of looking at this box in the hallway. Please, just take them."

I try to help hungover hipsters whenever I can. For \$25 I got that limited edition Kate in addition to a Tamiya Mosquito and a couple of Tamiya single engine props, all in 48th. I also got several bottles of dried Tamiya paints, a couple unusable brushes, a well read Finescale Modeler magazine and some weird plastic clamps.
The Hobby Barn

There were a lot of kits listed and they were all recent releases. However, it was the detail provided in the Kijiji ad that intrigued me. This was not a scale modeler's widow, an amateur dealer or an ex-roommate who posted the ad. This was someone who knew what he was doing:

There were multiple ads in order to split the enormous collection into categories. The ads only had top of the line kits.

(continued on page 19)

Editorial

<https://modelairplanemaker.com>

(continued from page 18)

For each kit, the seller listed several kit associated high end mainstream aftermarket sets including their part numbers.

This would have taken weeks to compile, organize and type out. The ad also made two things very clear. The seller would only sell each item as a package and there was absolutely no negotiation on prices. Now, unlike the usual “no lollers!” warnings I usually see in these ads, the seller provided a simple explanation for prices he was charging. Everything was exactly half of the retail price and he used some online site to set these prices.

They say timing is everything and ‘they’ are rarely wrong. When I saw these listings, my stash had already seen a few purges of kits and my buying philosophy had changed. I was no longer into buying kits simply because they were bargains. That is a good thing because I’m pretty sure I would have missed a mortgage payment had I seen this ad a few years before.

I made the necessary arrangements to get the two kits that interested me. The seller was professional and got back to me right away. He seemed genuinely curious as to why I was not buying more but certainly did not press for more sales. Then he told me were to meet him.

Another trip to the country but this time it was in the afternoon and much closer to home. After a forty minute drive I pulled up to a modest country home. The seller waved at me from the yard with a big smile. What he was wearing should have indicated where we would be going next (red flannel jacket, overalls and big rubber boots) but I am not from those parts.

“Yea, I know why you’re here,” he said as I approached “C’Mon, lets head over to the barn”

“To the what!?”

Yes, behind that country house was an old country barn. An actual wood barn chock full of straw and movers boxes packed with piles of the very latest (and expensive) kits in next-to-mint condition. I can’t remember if the place had an odor; it wouldn’t have mattered. I had entered the Hobby Barn Department Store! Right past the entrance was the ‘1/200 battleship section’ with a half dozen humongous boxes. A few steps deeper was the ‘1/350 ship section’ with over a dozen on offer.

We kept going. He was mumbling a few things about having to ‘dig deep’ to find my models, but all I was interested in were the boxes. Some were opened and I could make out what was inside. Some had “Tamiya 32nd Aircraft” or “Trumpeter Armor” written on the side. It was all too much. Everywhere I looked there were big cardboard boxes filled with happiness and joy.

I had an urge to giggle and run free.

He walked me over to a small table where my stuff was set aside. I didn’t even look at the kits I bought. My eyes were too busy glancing everywhere. I think I just held out the money in a random direction before he took it from my hand.

“Is this heaven?”

“No,” he laughed. “Its Lanark. Do you want to take a look around?”

Boy did I ever! I took it all in as he walked me around the rest of the barn where I saw dozens of wooden tall ship kits, containers of hobby tools and the stacks of never used airbrushes. I asked how he came across this collection. He explained that he and a partner bought it from

a widow. Her husband collected all of these kits and aftermarket in recent years and kept them in immaculate condition. His plan was to build all of them when he retired as he would finally have the time to do so.

That put a damper on things for sure.

As we left the barn of dreams I thanked him for the kits and for showing me around. I knew I would never see anything quite like that again.

“Thanks for coming out,” he replied. “I’ve got a busy day tomorrow. I’ve got guys coming in from Toronto, Montreal, all sorts of places. They want to buy everything.”

I didn’t doubt him for a second.
Final Thoughts

What are the takeaways here when it comes to pursuing bargains in the always interesting secondary market? I suppose there are several lessons that can be gleaned:

From urban to rural environments, bargain kits can be found anywhere

If you want to acquire a ton of bargain kits, just get elected club president (but be careful what you wish for!)

25 value priced kits can be worth the risk of getting consumed by wolves

Always pay your rent, or at the very least keep the caps of your paints tightly sealed

Most importantly, enjoy the experience. Sometimes you come away with some great stories in addition to some great kits. ■

- Chris Wallace



News from IPMS/USA

Tim Kirkland is the regional coordinator for IPMS/USA BRegion 12, The Carolinas.

I would like to thank the editor for asking to chime in on the subject of contests.

I've been active in model clubs and contests here in the Carolinas and Georgia for over 40 years. I've been 100s of different types of contests throughout the USA.

Now there are 3 basic types of contests here in South and North Carolina. Model against Model or 1st, 2nd, 3rd or called IPMS Style. The Merit system or the medal system. The>NNL or popular vote. Now there are so many variations on each of these it would take pages to go over those. So I'll keep each to a basic.

Model against model, 1st 2nd 3rd. or some say IPMS* Style. This is when models are separated into categories and judged against each on the criteria of basic Construction, basic paint application and finished, then, with decals, and maybe weathering if you are looking at tanks, ships or autos with age or dents and so on.

Next is the Merit system also known as the Medal system, Gold-Silver-Bronze, Point system or AMPS** Style point system. Also used at the Atlanta Military Figure Society show. This is where an entry is judged on its own merit receiving points on basic construction paint, decals and authenticity. Most of these shows have divisions of Beginners, Novice, Intermediates, Master's and maybe Grand Master. This process is very thorough and time consuming. There can be multiple medals given in each category. Such as 2 Golds 3 silvers one Bronze or none at all if the entries can't meet the minimum point spread in the show.

A popular vote contest is when all that come to the event or contestants get a ballot to vote on what they like. Simple. These shows also vary from group to group. Allowing just contestants to all who pay to look at the entries to vote. From Top 10 or 15 or top 3

in a Category Which SCMA*** Columbia and Charleston used for years.

Pros and cons

Now each show has its strengths and weaknesses. A Model against model can be tough on basic construction IE a person could bring a completely plumbed and wired automotive with the wheel bolts scratch built with brake pads, the wheel holes drilled out and all kinds of scratch built items some where they could be a glue stain or a decal is silvered could keep it from placing 1st. The goal of Model against Model is to have a good replica on the table.

In the Merit system, the same glue stains and silvered decal count against the same entry and could keep it winning a silver as opposed to a gold. In the end, the most points wins Gold and Best of show. Most Merit shows give the contestant a sheet from the Judges on what they think was good and bad.

The same model could easily win an award in the Popular Vote type of show. A Top/Best whatever award like the Best Engine, best paint as examples.

The person could depend on the modelers knowing the work he put into the model. Or they could hope his friends will vote on his work and he votes on friends' entries.

It's been said that all types of judging have some sort of home cooking. Some groups don't enter models and do most of the judging; this spells disaster since the host group may not have enough good, qualified people that know what they are looking for. That could be true since at Judged shows we depend on volunteers to judge. Each group, when Judging models at their shows, should make it clear what they are looking for. We can't take away human nature. As long as there is a criteria to follow this keeps the home cooking down to a minimum.

A popular vote show can limit who votes to just contestants and maybe special guests like vendors. To open the public vote

to anyone, just doesn't give a modeler a chance if they are 10-15 awards. Here's the math: a show of 400 entries and 15 win an award that's less than 25% of entries win something.

Now don't get me wrong I've been to a couple of true>NNLs and there's some of the best work and imagination on the tables you'll ever see. I enjoy going to these true>NNLs. At the local popular vote I'll go but still want to enter. There may be some great work on the tables. And if there are some great Motorcycles or tractors they'll get my vote. Do you see where this is going?

It's up to each modeler to decide to go to what show appeals to them. Likewise it's up to each group/club to decide what kind of judging style they want to use.

If a group/Club decides to use a judged type of show be sure to ask for experienced Judges from IPMS and/or AMPS. Don't rely just on one single group to do all the judging, use diverse groups from all over. My preference is model against model. It's in my nature to compete with someone, not a made-up point system or to depend on popularity.

Thank you for allowing me to write this.

Tim Kirkland
IPMS USA Region 12 the Carolinas
Coordinator 5 time IPMS USA National Automotive Judge.

*IPMS USA International Plastic Modelers Society.

**Amps Armor Modelers Preservation Society.

***>NNL Nameless National Luminaries or Popular vote

***SCMA South Carolina Modelers Association ■

-Tim Kirkland



Region 12 Listing

Contact & meeting information on regional IPMS model building groups.
This will give you the opportunity to visit other IPMS chapters.

Charlotte Scale Modelers

Meeting Times: 1st Friday of each month at 7:00pm at the Memorial United Methodist Church; 4012 Central Ave, Charlotte, 28105.

Contact Name: Dave Maher

Email: dad4204@aol.com

charlotte_scale_modelers@ipmsusa.org

www.charlottescalemodelers.com

Coastal Carolina Modelers Association

Meeting times: 2nd Saturday of the month at 10:00 am, at 119 Bramwell Drive, Summerville, SC

Contact Name: Dave Corvino

Email: dcorvino@sc.rr.com

Email: coastal_carolina@ipmsusa.org

Eagle Squadron

General Meeting Times: 2nd Sunday at 1:00pm-3:00 pm at the American Legion Post 116 in Fuquay Varina & an Informal Build Night, Hangar 18 Hobbies in Cary the last Wednesday of each month from 6pm-8pm.

Contact Name: Lee Griffin

Email: eagle_squadron@ipmsusa.org

<https://www.facebook.com/IPMS>

[EagleSquadron](https://www.facebook.com/IPMS)

Eastern Carolina Plastic Modelers

Meeting Times: 3rd Saturday of the month, 12:00pm-2:00pm at the Fairfield Harbor Fire Station, 585 Broadcreek Road, New Bern, NC 28560

Contact Name: Mark Sandvigen

Email: mark.sandvigen@outlook.com

eastern_carolina@ipmsusa.org

Gamecocks

Meeting times: 2nd Sunday of the month at 3pm-5pm, at Sumter County Airport, Sumter, South Carolina from 3pm-5pm

Contact Name: Wes Macon

Email: awmacon@yahoo.com

gamecocks@ipmsusa.org

Gaston County Model Builders

Meeting Times: 4th Friday of the month 6:30 pm at Christ United Methodist Church, 3415 Union Rd Family Life Center, Gastonia, NC

Contact Name: Lee Whitworth

Email: dlw6290@hotmail.com

gaston_county@ipmsusa.org

Zoom meeting also available at same time, email to: dlw6290@hotmail.com

George Preddy

Meeting Times: 1st Thursday of the month at 6:30pm. Sarah's Kabob Shop- 5340 W. Market St. Greensboro, NC

Contact Name: William Workman

Email: stonehill123@peoplepc.com

george_preddy@ipmsusa.org

Grand Strand Scale Modelers

Meeting times: 10:00am- 3rd Saturday at Horry County Memorial Library, Socastee Connector Road 141, SC-707 Socastee, SC

Contact Name: Phil Cavender

Email: cavenderpw@gmail.com

Email: grand_strand_scale_modelers@ipmsusa.org

Lafayette Scale Modelers

Meeting times: 2nd Friday of each month, at 6:30 PM at the Westover Recreation Center, 267 Bonanza Drive, Fayetteville, NC 28303.

Contact Name: Eric Engstrom

srericengstrom@aol.com

Mid Carolina Swamp Fox

Meeting Times: 3rd Wednesday of the month 6pm-8pm at the Lexington County Library 5440 Augusta Rd, Lexington, SC

Contact Name: Hub Plott

Email:

dlhpgamecocks@mindspring.com

Email: mid_carolina_swamp_fox@ipmsusa.org

Meeting Times: 3rd Sunday of the month, 2pm to 5pm, at Fast Trax Raceway & Hobby, 1-50 Ostwalt Amity Rd, Troutman, NC, 28166

Contact Name: George Witter

Email: gsw0882@gmail.com

ipms_mooresvilleraace_city_modelers@ipmsusa.org

Piedmont Scale Modelers

Meeting Times: 2nd Saturday of the month at 10am-4pm at the Greenville Military History Center of the Carolinas at 14 Airport Road Ext. Greenville, SC

Contact Name: Christopher Whitford

Email:

greatbirdofthegalaxy@yahoo.com

piedmont_scale_modelers@ipmsusa.org

Scale Modelers of Rowan County

Meeting Times: 1st Sunday of every month at 1pm-4pm and the third Friday of every month at 6pm to 9pm At Christiana Lutheran Church on HWY 52 in Salisbury, NC

Contact Name: Ed Funderbunk

Email: edvantage@prostead.com

ipms_scale_modelers_of_rowan_county_chapter@ipmsusa.org

Spartanburg Scale Modelers

Meeting times: 4th Saturday of the Month, 12pm-3pm; Spartanburg Memorial Airport; 500 Ammons Rd, Spartanburg, SC 29306

Contact Tim Kirkland

Email: kirklandmr6@aol.com

Winston-Salem

Meeting Times: 3rd Thursday of each month at 7PM; Southfork Community Center 4403 Country Club Road Winston-Salem, NC

Contact Name: Steven Murphy

Email: pmurphy1970@gmail.com

winston-salem@ipmsusa.org

Region 12 Coordinator

Tim Kirkland

170 Kensington dr #107

Spartanburg, SC 29306

Phone 864 504 0745

Email: kirklandmr6@aol.com

(continued on page 22)

Region 12 Chapters

(continued from page 21)

The following clubs are non-IPMS groups but are included as a courtesy:

Carolina Maritime Model Society

Meeting time/date TBA at the North Carolina Maritime Museum, 315 Front St., Beaufort, NC, and the museum is a great meeting space.

<https://www.facebook.com/CMMSNC/>

Jacksonville NC Plastic Modelers

Meeting times: 7pm every third Wednesday at The Hobby Chest, 345 Western Blvd, Jacksonville, NC. The Hobby Chest carries a great selection of hobby kits and supplies and is a grand center for tabletop gaming activities. <https://www.facebook.com/groups/1319666224752922>

New Bern Maritime Modelers Guild.

Meeting location: 12 noon the second Saturday of each month at 604 Guion St., New Bern, N. For up to date info on their meetings: <https://www.facebook.com/nbmmgnc>

Wilmington, NC Plastic Modelers

meeting times: 2pm-4:30pm the 1st Saturday of each month. Meetings are held at the New Hanover County Public Library, Osprey room, 3802 S. College Rd. <https://www.facebook.com/groups/117277425006833>

This is the best up to date info we have on the scale model clubs in our region. Should you find an error or omission please contact the editor of this publication.



SitRep

Some upcoming events to keep in mind.

AMPS 2024 International Convention

April 11, 2024 to Sat April 13, 2024
South Bend, IN.

Armorcon

October 4, 2024
The Wyndham Hotel
Southbury, Ct.

Here is a special news flash for those interested in armor builds and the AMPS organization:

For those who want to continue receiving printed Boresight in the mail, that membership option now exists for US residents.

Read the details on the AMPS website at:

<https://www.amps-armor.org/SiteMain/Content.aspx?ID=223>

Or go directly to the membership join / renew page and join/renew in the Regular + Print option.

<https://www.amps-armor.org/SiteMain/AboutAMPS.aspx#Join>

-Mark Gray

"Progress is impossible without change, and those who cannot change their minds cannot change anything."

- George Bernard Shaw

Editor's Notes:

Greetings chapter members, thanks for making the December Holiday Bash such a success.

And now it's time to get down to work.

For those who were unable to get to our meeting, I want to say we missed you and there is something I need to stress.

Last DownEastCon we, like almost every other hosting chapter, were a little short on judges. Judging is not as difficult nor as scary as many builders feel. I want all of us to share in the honor of judging the entries at DownEastCon 2024. So to allay the scary part we will be holding judging training segments in the May and June meetings during the run up to our next DownEastCon.

Also look at other cons we attend as additional training opportunities. Less experienced judges are always paired up with veterans and this is a great way to learn the ropes and become more confident. Jeff and I were judges at the recent regional in Charlotte and will be judges at RDUCon.

It really comes down to the basics of building and we all know what that means. It simply means doing things right.

Again, I would like to thank all for your participation last year. It makes me proud to be a member of this chapter. ■

-Editor

The next meeting will be Saturday, February 17, 2024, 1:00 pm until 3:00 pm at the Fairfield Harbor Fire Department, 585 Broad. Creek Rd. It'll be a **GROUP BUILD meeting. Bring your new builds and any work-in-progress projects. And check your email, our facebook page and ECPM website in case changes are made in time and/or date. Isn't it time you joined IPMS? http://www.ipmsusa3.org/uploads/ipms_application_form_2019.pdf**