




ECPM - We Put It All Together.



(above) Greg Marchlinski is starting on a 1/9 scale Pilipili Miniatures bust of Chief Crazy Horse. He is to the point of final prep and priming for finish painting. Hope to see it finished next month. (no pressure Greg)

Meeting Debriefing

- the editors

Greetings all. It was an interesting and productive meeting this March 18 get together.

Much business was conducted but the most important component was releasing the results of the vote on the theme of the next contest, DownEastCon 2024!

Over the past few months, Alan W and Jeff M have been encouraging members to come up with themes for our DownEastCon 2024 (scheduled date July 20, 2024). A number of theme ideas were suggested and, in short, these were Building Models 24/7, The Korean War, Used Vehicles, Roaring '24's, and 2024 Year of the Shiny. As webmaster, Jeff set up a voting page on our ECPM website where members only could vote once

for an above theme. Emails were sent out to 23 members to vote and out of those, 19 members cast their vote. The winning theme is Building Models 24/7 at 10 votes, Korean War at 4 votes, Used Vehicles at 3 votes, Roaring '24's at 1 vote, and 2024 Year of the Shiny at 1 vote. The details of how the theme will be used specifically in the contest is up to debate and will be discussed by the show running committee. Thanks to you all for voting.

As in 2022 we will also have a sub theme. Since July 20, 2024, the date selected for DownEastCon 2024, is also the 55th anniversary of the Apollo 11 landing on the moon, (go ahead, check it out), anything concerning that moon landing or
(continued on page 7)

Contents

Meeting Debriefing	1
Beach Con '23	2
Know Your Kit Kontest	4
Model Club Gestation	5
Confessions of a Closet Modeler	8
ECPM Display Case	9
Regional Chapter Listing	19
Con Roundup	20
A Message from Charlotte/Gaston	20
IPMS News	21
AMPS	22
Editor's Notes	22

REMEMBER CHAPTER MEMBERS,

The March meeting started one hour later at 1:00 pm to see how it worked. So far no one had any issues and some liked the extra time for lunch. We will keep this time as provisional for April and if it still works for all we'll make the change permanent.

NOTICE TO OUR CHAPTER MEMBERS

We have an opening in the exciting world of digital publishing. If you would like to participate in putting out this newsletter and have a knack for light research please contact me.

Trust me, this is light duty and you will get to see your name in lights.

(er, print, sorry) ■

-Publisher

Publisher/Editor	Alan Welch
Editor	Jeff Maples
Editor	Mark Sandvigen
Meeting Photographs	Alan Welch
	Dale Hansen
Columnist	David Stiteler

On The Road!



Beach Con '23

by Alan Welch

BeachCon '23
March 25, 2023
800 Gabreski Lane
Myrtle Beach, SC

I was greatly looking forward to this event because due to a number of reasons, (Covid cancellations, illness, other entanglements), this was the first large con I had been to in several years.

Before I left I was able to use the information filled website to get all pertinent info I needed and fill out and print my paperwork. That meant once I arrived all I had to do was fill in one number on each page and pay my entry fee.

On arrival I found this is the first con these guys have put on and having gone through a similar experience in 2022 I say well done, guys. You did a fine job.

The number of entries were high and, interestingly, the build mix favored automobiles heavily. As would be expected the quality of models displayed was extremely high and it was a delight to see excellent new models mixed in with familiar builds from our show last year.

I was certainly impressed with the fact that builders had come in from as far afield as St. Augustine, Florida and West Virginia. And three of the winning builders were women!

I volunteered to help with the judging and was on Rick Reinert's



The main hall where the contest was held. The stage was at the far end and vendors lined all three other walls of the room

team, judging sci fi and space. It was gratifying to follow the logical process Rick led us through to pare down the field to an easily handled number. We could then rationally and fairly compare the build quality and finish of each remaining entry to come to a final decision. If this was indicative of the overall contest system then I feel strongly that the judging was done on fair and equitable terms.

There was a goodly number of vendors with a fine variety of product on display. Prices were good and from the feedback I have gotten from the vendors I have spoken to they were happy with how the show treated them. There were even some reps from manufacturers on hand.

(continued on page 3)

One of the many wonderful figure builds on display.



Beach Con '23

(continued from page 2)

The venue was lovely, albeit rather small and cramped due to the layout. The deep stage ate up a lot of space that could have been useful for the chapters to space the table out a bit more. Also, round tables, in our experience, do not use the floor space as well as rectangular ones do but I am sure I am not telling the guys anything they have not already learned.

There were a few glitches in the raffle and a few more during the awards ceremony but these are to be expected during any live event. But overall the show was well planned and executed and it was an enjoyable experience for almost everyone.

Well done guys. See you at your next show. ■

- Alan Welch

(top right) A great Porsche 935 build in 1/12 scale dominates the table in one of the automotive divisions.



(middle right) Judging is never an easy job in these competitions, especially in a category loaded with beautiful builds, such as aircraft.



(lower right) The winner of the raffle grand prize collects his prize, a 1/200 scale Arizona by Trumpeter.

(There are some more photos on our facebook page)



Know Your Kit Kontest!



Section one, February



Section two, March

Last month's kick off seems to have missed so we'll try again, with a rules modification.

We wanted this to be a fun exercise in kit identification and model knowledge. So what we decided to do is add an additional one inch square part of the boxtop each month until someone wins.

This first correct identification of **both** gets their choice of any painting mask for their next project, free form Kitmasx.com in Canada.

(also see their special offer to right)

The award is for chapter members only although after the prize is won it will be reposted on the facebook page for open competition for bragging rights.

So here it guys, bigger, better and bolder, now have at it!!

Know Your Kit Kontest!



Rule 1. To win the contest prize you must be a current ECPM chapter member.

Rule 2. Each month we'll upload a new contest image section here in the newsletter and our award winning website. The image is a one (1) inch square clipping of a popular plastic model kit box top art. We will keep adding a section until someone can I.D. the art or the contest ends.

Rule 3. The kit can be of anything, airplane, armor, ship, Sci-Fi, monster anything.

Rule 4. Identify the subject **and** the kit manufacturer and upload your answer onto our **Award Winning Website!**

<https://www.ecpmod.com/chapter-business.html>

Rule 5. First correct answer on our ECPM website wins your choice of one Kit Masx* pre-die cut masks that you pick out at the next ECPM meeting. (kitmasx.com) You must be present to receive your prize. If you cannot attend the next ECPM meeting, then we will hold your choice until we see you again.

Rule 6. If no winning entry has been submitted by the publication of the 5th section the contest will be voided.

(See special offer to the left)*

Good Modeling News, Maritime Museum Model Club Gestation

The Maritime Museum at Southport is a sister museum to both the Beaufort and Hatteras maritime museums. My connection with the Southport museum is John Moseley, who is a fellow model builder with the Wilmington NC Plastic Modelers (WNCPM) and the Museum Manager in Southport.

John contacted me a few months ago with a story and an interesting idea.

The story is as follows...the museum has wonderful displays of model ships made of both wood and plastic. Many of the plastic kits are Lindberg kits which are also sold in their gift shop. As John walks patrons through the museum, many would comment on the models and also state they have some at home but don't know how to build them or they stopped during the building process and are now sitting on the 'Shelf Of Shame'.

His idea was to have a group build/classroom/demo of model building at the museum for those who would be interested in starting and/or finishing that model they have at home. Brilliant.

In short, I presented John's idea to WNCPM, and it was met with great enthusiasm. A date was picked (March 11th), flyers were taped to doors and windows of Southport shops, and a press release was written for the museum's newsletter.

On that Saturday, March 11th, we had 6 members from WNCPM come down with kits and tools and set up in the museum's event room and started building. We did have one Southport resident bring in and build a Guillows (stick & tissue) B-17G Flying Fortress. He and Richard would have a lot to talk about.

With 7 of us building, it was an impressive room of modeling skills plus we got many visitors who



(above) The crew of volunteers who showed up to promote the art of scale model building, left to right: Michael Phillips, Mark McCoy, Matt Wesley, Tony Hall, Jeff Maples, John Moseley

stopped by to talk with us all. Five of the visitors purposely came by from the ads and wanted to check this scene out. They were of this group we know so well...did it as a kid and have kits at home untouched. With luck, we might get them back for the April meeting, as John Moseley thought this event so successful that he wants to try it on a monthly basis.

Now, I find John's idea suspicious. Why? Well, upon getting the job in Southport he now works on Saturdays which means he cannot make the WNCPM First-Saturday-of-the-month meetings. However, with a model club meeting at your workplace once a month...uh, let's see...you get to go to work AND build your models AND get paid while doing it. Genius.

Following is the actual press release and further information on the mission of the Maritime Museums on North Carolina's coast:

SOUTHPORT, N.C. — The N.C. Maritime Museum at Southport uses scale models to bring the size of massive ships to a more accessible level. However, according to Museum Manager John Moseley, the collection serves an even greater purpose.

"Each model is a piece of art and is a three-dimensional representation of history," Moseley said. "Model makers spend many hours researching and perfecting techniques of construction and painting to develop this art form." To encourage and support others interested in model making, Moseley has partnered with the Wilmington Plastic Modelers Club for a new monthly program at the museum, which is located at 204 E. Moore St. in downtown Southport.

The first meeting will be held at 2 p.m. on March 11. Members of the Wilmington club will be on hand with a variety of ships, planes, tanks, and cars in various states of construction. The public is invited to bring a model of their own to work on, to get help with their models or even with getting started. Club members will also be bringing a selection of specialized modeling tools that will be available for use. The meeting is free and open to all ages; under 18 must be accompanied by an adult. Seating is limited, so those interested in attending are asked to register in advance. To register, call 910-477-5151.

"In major cities, there are clubs like
(continued on page 6)

(continued from page 5)

The N.C. Maritime Museum at Southport tells the story of the Cape Fear region and its people. The museum is at the intersection of the mighty Cape Fear River and the vast Atlantic Ocean. It shares tales of pirates and pillage, blockade running and riverfront archaeology, and other nautical adventures.

The N.C. Department of Natural and Cultural Resources (NCDNCR) is the state agency with a vision to be the leader in using the state's natural

NCDNCR includes includes 27 historic sites, seven history museums, two art museums, two science museums, three aquariums and Jennette's Pier, 39 state parks and recreation areas, the N.C. Zoo, the nation's first state-supported Symphony Orchestra, the State Library, the State Archives, the N.C. Arts Council, State Preservation Office and the Office of State Archaeology, along with the Division of Land and Water Stewardship. For more information, please call 919-807-7300 or visit www.ncdcr.gov.



Page 6 Eastern Carolina Plastic Modelers is a chartered I.P.M.S. Chapter based in New Bern, NC www.ecpmod.com

Meeting

(continued from page 1)

the moon in general will be allowed entry. Yes, go **looney**.

We are now working on full details of the theme contest and will present them ASAP.

The meeting started by asking if there were any visitors and we counted Melissa Huyette. However, when Tim Ryan arrived a little late (because he had to eat) he did bring his older brother, Mike, who we found out was responsible for Tim's plastic addiction. Welcome, Mike.

As the sign-in sheet was going around, Jeff Maples spoke about the updated Roster stating that we now have 30 active/paid members. Well done gang. Along with this, Jeff showed us another new form. It will be given to new members to fill out with their name, address, email, etc. This will help Jeff keep the Roster updated and info available to all members. The form was actually used for gathering info from our newest members, Jim McGuiness and Kel Gaither.

A new attendance sheet was designed by Alan Welch and was passed around for all present to sign. Not that we are keeping track but the editor and publisher like to have correct names of attendees and a total count. Speaking of . . .

In attendance were Jeff Maples, Jim McHinnis, Dennis Korn, David Stiteler, Kel Gaither, Richard Adams, Rodney and Melissa Huyett, David Mohr, Chuck Colucci, Robert Brackin, Jim Harriott, Mark Gray, Steven Michel, Andy Fulcher, Tim Ryan and his brother Mike Ryan, Greg Marchlinski and Alan Welch. What a great turn out!

In other news, we had a solid presence at the New Bern Model Train Show. Our table drew good

attention and 13 people expressed interest in the chapter and submitted emails to receive our newsletter. None came to this meeting but last year we got several new members from the show so hope continues.

Thanks go out to Steven Michel, and friend, and William Reece, for Saturday; Jeff Maples, Alan Welch, Jim Harriott, and Chuck Colucci for their Sunday appearance.

And a special commendation goes to Greg Marchlinski who spent both days of the weekend tending chapter business!

Although the Know Your Kit Kontest kicked off last month results were disappointing, so we modified rules in hopes to improve it. (see page 4)

With the thought of DEC 2024 in mind, we discussed possible changes to our categories list from 2022. Steve Kasza had mentioned back at the February meeting that he would like to make some changes but was not present at the March meeting. So, Jeff asked the members if they had any suggestions as to changes they would like to see. Kel Gaither mentioned eliminating Commercial Trucks but as in the 18 wheelers (not as in Alan's Coca Cola delivery van). Also, Chuck Colucci asked for more Military Vehicle categories but was not specific as to what they would be. Jeff concluded that the discussion of this topic would need to be postponed and discussed with the committee (that includes Steve Kasza our Head Judge) in the near future.

There was no discussion on medal purchases or the budget as our Treasurer was unable to attend the meeting.

Mark Gray reported there was nothing to report in terms of AMPS activity.

The new meeting time (1:00 pm, Saturdays), has not caused any

difficulties for those attending, indeed, a chapter member remarked that it gave more time for lunch, so we will continue this schedule on a provisional basis for now.

Jeff has started an ECPM Zoom Group Build on Tuesday nights from 7:00 – 9:00. He said he felt it was going very well and we have 11 members who participated in the group build and asked if any other members at the meeting would like to join us. Rodney Huyett and Jim McGuiness asked for an invitation which will be sent to them. Presently, we have Kel Gaither, Mark Gray, Steve Kasza, Jeff Maples (host), Greg Marchlinski, John Ratzenberger (who comes on for 10 minutes to say hello), William Reece, and Alan Welch.

Finally, the quarterly raffle was held, there were two prizes, each consisting of 6 \$10 tokens to Hobby chest in Jacksonville. (Two tokens were donated by Dan, the owner) The first raffle was won by Jeff Maples and Mark Gray held the winning ticket for the second.

When asked by Alan if there was any new business before the Display Table, Greg Marchlinski suggested we re-invoke the Quarterly Group Builds at our ECPM meetings. He continued that these were when he belonged to Eastern Carolina years back. We did stop somewhere along our way, but he said it is still stated on our website, and indeed it is. It was voted on and accepted that we, as the ECPM chapter, will have quarterly group builds every 3 months. The first one scheduled is for May 20th and is shown on our website Calendar. More details will be released at the April meeting as to what the group build entails.

The business meeting stopped at 2:00 which gave the group 1 hour in which members could discuss the member builds displayed and other model talk. ■

-editors

Confessions of a Closet Modeler

By David Stiteler

At the beginning of the month I managed to wrangle a couple of days off along with a weekend so my wife and I could travel up to Michigan for my oldest daughters birthday, and to see my grandson again. This came by an invitation from my daughter because she wanted to put on a surprise birthday party for her husband. His birthday was a week and a half before hers, and she really wanted to do something special for him because of how supportive of her he's been this past year or so. To pull this off, she needed my assistance in the form of getting him out of the house for a few hours to decorate and prepare food. Getting to see her and my grandson again, I was in on the plan.

Now, Vik and I are not at all alike. He's a bit of a geek, computer smart and loves science fantasy – gaming and such. I'm not that computer savvy, tolerates science fantasy and in no way am I a geek; far from it. Unless you consider being a Ham radio operator and loves to monitor radio as a geek. I'm more artistic and very happy being that way. So, on the drive up to Michigan my wife asks me just how will I get Vik out of the house for a few hours without giving up the ballgame?

Easy, I respond. He's going to be my navigator pointing out the way to the various hobby shops in the area while I ply him with questions about his experience working on and building computers. Maybe I can get him to build me one for an awesome flight simulator I would love. That alone should be good for at least 2 – 2 ½ hours, that should be long enough.

Of course, the only thing my wife heard in all of this discussion was... hobby shops. Hobby shops means models; models mean more models and an ever growing stash of kits. Don't worry, I assure her, I don't plan

on buying anything, just looking. Sure, she responds. She's heard that story before. Then she brings up, you guessed it, the B-17. Wouldn't it be best if I finished that BEFORE I continue to add to an already growing pile of plastic? Pile of plastic?! Hush woman!

So, we arrive in Michigan, in a snow storm I might add, and make plans for the next day to get Vik and head out for "Guy" time. The snow ends during the night, Saturday is a beautiful day, crews have cleared the roads so off we go.

We make it to two hobby shops, and I resist buying up the place except for some much needed and missed paint; Model Master paint that is still available. All the while I keep Vik talking computers while I drool over shelves of much loved and desired models. Mission accomplished.

Long story short, I keep Vik away from the house long enough for what Becca needed to do, food ready, friends and what family in the area arrive and the party is a big success.

I didn't buy one model. I did come home with a bag of paint though. Yeah, I got that look from the wife.

Upon arriving back home, my wife makes the suggestion that I go through my "stash" and maybe, weed out some stuff. As for the models... NEVER! As for the magazines and some reference materials, that's not such a bad idea. It is kind of taking over my limited space in my den/hobby room. So, for the benefit of those that didn't make the meeting this month, I announced that I would be going through my Fine Scale Modeler magazines and those that don't have anything pertaining to a project or a possible project that I want to work on, I will bring in for the next meeting and anyone that wants what is available is more than welcome to take home.

I don't have the heart to just drop them off at the recycle center. I HIGHLY recommend that you pick and choose before Jeff Maples gets his hands on them! Sorry, Jeff; just had to throw that in.

Until then, keep the glue flowing. See you next month! ■

-David Stiteler

HOW I SPEND MY TIME BUILDING MODELS



E.C.P.M. DISPLAY CASE


ART: CAROL PEARL



(above) Steve Michel's Blue Devil Destroyer by Lindberg, certainly looks spiffy with a little extra work like the lifelines along the hull.

(right) She is meant for radio control and here is the motor to power the screws and gun turrets.

(below) The ship's size is impressive all right. We'll want to see some pictures of her underway, Steve.





(above) MS-07B-3S, a 1/144 scale miniature brought in by the ever surprising Rodney Huyett. Rodney allows these are a lot of fun (the reason we all build models to begin with, the fun), to build as they snap together, (no glue required), but have multiple, interchangeable parts and even an active after market parts market.

(top right) OZ-06MS LEO, another Gundam, this is roughly a 6 hour build. The latitude offered by these kits is amazing as they can be as simple, (snap together, no paint and "stickers" for markings), or as intricate as the builder wishes.

(bottom right) RX-78-2 And the back story on these creations is as extensive as the builder could want. They all have stories and histories which add to the enjoyment of building and collecting them.





(top) Our regular meeting place, the Fairfield Harbor Community Center, being unavailable due to a scheduling conflict, we gathered instead on the other side of the building it shares with the volunteer Fire Department. (We got to meet amongst the cool fire department gear!) It was not quite as comfy but still served us well. Members shown are (L toR) Mark Gray, Steve Michel, Andy Fulcher, Alan Welch and Jeff Maples.



(right and lower right) Jeff Maples brought in his latest "finished build", a 1/144 French Caravel in United Air Lines livery. This is another in Jeff's series of "Planes my Father Flew".





(top) A 1/72 PZL P-7 in Fall colors. This was the first of Zygmunt Puławski's line of high gull wing fighters to achieve acclaim. For a period, in the 1930's, Poland was in the forefront of aeronautical technology and produced a series of refinements on this basic concept, such as . . .



(middle) the PZL P-11, the main fighter that resisted the Luftwaffe in the 1939 invasion. Loved by her pilots even though she was over-matched by the German Messerschmits, she nonetheless gave a good account of herself.



(bottom) Another view of the famous "11". There was one more final variant of the basic design, the P-24, which was made solely for export. This, while the Polish Air Force waited, (in vain unfortunately), for an even more highly developed fighter . . . but those are stories for another time.





(left) Rivalling Steve Michel's Fletcher class destroyer for overwhelming size was Mark Gray's Rockwell's, B-1B Lancer. This is a 1/48 Mono-gram kit built mostly out of the box save for landing gear.

(right) Here is the bird with wings extended for take off or landing. This shows off the finish quite well, it's covered with Model Master 36118 Gunship Gray



(below) A close up of the nose and cockpit area showing Mark's work to the best. The only aftermarket used in the build were metal landing gear, (good idea), and rubber tires.





(above) Richard Adams always brings in unique and fascinating items he has constructed. Here is a fork and spoon he hand carved out of cherry wood after falling in love with similar items on one of his trips to Victoria, BC.

(upper right) Another inspiration spurred the crafting of this Native American dancer figure after he witnessed some in Sidona, Arizona.

(not shown) He also showed a mold he crafted for baking a small birthday cake in the shape of a "pidgeon", a clay target for target shooting.

(right) The canon is an anniversary gift he made for Melissa Huyette, our resident "guest" attending our meeting.





(above) Kel Gaither had a WIP "Chase Elliott" Taledega 500 winner. The blue is the plastic color, all he has covered with paint is the white part of the interior. It's part of a group build he is doing with some of his "other" friends. lol

(right) Tim Ryan took us down (his) memory lane this meeting with some very old builds of his. "The clear Pontiac, is also an original issue kit was left clear and as can be seen, he used good ole Testors tube glue back then..."



(left) The '68 GTO convertible and the '69 Thunderbird are each original issue kits that were built by Tim's brother, Mike Ryan, back around the time they first came out.

The GTO was brush painted, he opted for the clear hood and custom clear roof to be used.

The Thunderbird was spray painted, even sprayed the "vinyl top" that the kit had textured on the body.



(left) Tim Ryan built this in the early 1970's. The Cyclone had the red sprayed on while the remainder of the body was left bare white plastic which has yellowed over the last 50 years!

(right) The #20 "sprint car" built for dirt track racing, was brought in by Jim McGuinnis and represents vehicles racing in the Reading, Pa area. This is a classic example of "kit bashing" as the engine, body and chassis are all from different kits. Great job!



(left) Tim Ryan's '37 Chevy is still under construction but has progressed nicely. Hopefully the wrap up will be detailed in part two of his article next month.

Here he shows the clear engine hood, one of many options available in the kit.



(left) Tim Ryan built this Taurus to stand in for a Mercury Sable that the family owned when his family was young. He scratch built a custom scale car seat for his daughter mimicking the real one in the family car when she was actually a baby.

(left) Detail shot of the interior working compartment of a mid-80's kit of a mid-50's pickup truck. It's obviously a Ford or at least Ford powered



(left) This venerable ford pickup, sporting that flathead V-8, was built way back in the mid 1980's by Tim Ryan. He used Testor's rattle can to spray the body and their bottle paint to brush paint the details.

(top) David Mohr has an interesting kit he found at Jacksonville's Hobby Chest. It's a combo kit of two aircraft "Gabby" Gabeski flew in, and became an ace in, two different wars. He flew the P-47 in WW-II and the F-86 Sabre in Korea, of course.



(left) Greg Marchlinski also showed a Tamiya 1/48 SPitfire Mk Vb This is another work in progress, construction largely complete minus affixing details including control surfaces, wheels, canopy, and antenna. Greg has used True Details cockpit and wheels, and Ultracast exhausts, all control surfaces, and cockpit door. Painted in Aeromaster acrylics. Initial weathering underway with application of Tamiya panel liner.

(right) Another of Greg's work-in-progress is this Japanese LAV in 1/35 scale. This kit is following a new bent by having a die-cast frame to lend "weight" to the build, an interesting concept. The kit can be built with doors and hatches poised open or shut. Greg is the the initial parts clean up phase of early construction.



Region 12 Listings

Contact & meeting information on regional IPMS model building groups. This will give you the opportunity to visit other IPMS chapters.

Charlotte Scale Modelers

Meeting Times: 1st Friday of each month at 7:00pm at the Memorial United Methodist Church; 4012 Central Ave, Charlotte, 28105.

Contact Name: Dave Maher

Email: dad4204@aol.com

charlotte_scale_modelers@ipmsusa.org

Coastal Carolina Modelers Association

Meeting times: 2nd Saturday of the month at 10:00 am, at 119 Bramwell Drive, Summerville, SC

Contact Name: Dave Corvino

Email: dcorvino@sc.rr.com

E-mail:

coastal_carolina@ipmsusa.org

Eagle Squadron

General Meeting Times: 2nd Sunday at 1:00pm-3:00 pm at the American Legion Post 116 in Fuquay Varina & an Informal Build Night, Hangar 18 Hobbies in Cary the last Wednesday of each month from 6pm-8pm.

Contact Name: Lee Griffin

Email: eagle_squadron@ipmsusa.org

<https://www.facebook.com/IPMS>

[EagleSquadron](#)

Eastern Carolina Plastic Modelers

Meeting Times: 3rd Saturday of the month, 12:00pm-2:00pm at the Fairfield Harbor Fire Station, 585 Broadcreek Road, New Bern, NC 28560

Contact Name: Mark Sandgiven

Email: mark.sandvigen@outlook.com

eastern_carolina@ipmsusa.org

Gamecocks

Meeting times: 2nd Sunday of the month at 3pm-5pm, at Sumter County Airport, Sumter, South Carolina from 3pm-5pm

Contact Name: Wes Macon

Email: awmacon@yahoo.com

gamecocks@ipmsusa.org

Gaston County Model Builders

Meeting Times: 4th Friday of the month 6:30 pm at Christ United Methodist Church, 3415 Union Rd Family Life Center, Gastonia, NC

Contact Name: Lee Whitworth

Email: dlw6290@hotmail.com

gaston_county@ipmsusa.org

Zoom meeting also available at same time, email to: dlw6290@hotmail.com

George Preddy

Meeting Times: 1st Thursday of the month at 6:30pm. Sarah's Kabob Shop- 5340 W. Market St. Greensboro, NC

Contact Name: William Workman

Email: stonehill123@peoplepc.com

george_preddy@ipmsusa.org

Grand Strand Scale Modelers

Meeting times: 10:00am- 3rd Saturday at Horry County Memorial Library, Socastee Connector Road 141, SC-707 Socastee, SC

Contact Name: Phil Cavender

Contact Email:

cavenderpw@gmail.com

Email: grand_strand_scale_modelers@ipmsusa.org

Lafayette Scale Modelers

Meeting times. 2nd Friday of each month, at 6:30 PM at the Westover Recreation Center, 267 Bonanza Drive, Fayetteville, NC 28303.

Contact Name: Eric ENGstrom

srericengstrom@aol.com

Mid Carolina Swamp Fox

Meeting Times: 3rd Wednesday of the month 6pm-8pm at the Lexington County Library 5440 Augusta Rd, Lexington, SC

Contact Name: Hub Plott

Email:

dlhpgamecocks@mindspring.com

Email: mid_carolina_swamp_fox@ipmsusa.org

Mooresville/Race City Modelers

Meeting Times: 3rd Sunday of the

month, 2pm to 5pm, at Fast Trax Raceway & Hobby, 1-50 Ostwalt Amity Rd, Troutman, NC, 28166

Contact Name: George Witter

Email: gsw0882@gmail.com

ipms_mooresvillrace_city_modelers@ipmsusa.org

Piedmont Scale Modelers

Meeting Times: 2nd Saturday of the month at 10am-4pm at the Greenville Military History Center of the Carolinas at 14 Airport Road Ext. Greenville, SC

Contact Name: Christopher Whitford

Email:

greatbirdofthegalaxy@yahoo.com

piedmont_scale_modelers@ipmsusa.org

Scale Modelers of Rowan County

Meeting Times: 1st Sunday of every month at 1pm-4pm and the third Friday of every month at 6pm to 9pm At Christiana Lutheran Church on HWY 52 in Salisbury, NC

Contact Name: Ed Funderbunk

Email: edvantage@prostead.com

ipms_scale_modelers_of_rowan_county_chapter@ipmsusa.org

Spartanburg Scale Modelers

Meeting times: 4th Saturday of the Month, 12pm-3pm; Spartanburg Memorial Airport; 500 Ammons Rd, Spartanburg, SC 29306

Contact Name: Tim Kirkland

Email: kirklandmr6@aol.com

Winston-Salem

Meeting Times: 3rd Thursday of each month at 7PM; Southfork Community Center 4403 Country Club Road Winston-Salem, NC

Contact Name: Steven Murphy

Email: pmurphy1970@gmail.com

winston-salem@ipmsusa.org

Region 12 Coordinator

Tim Kirkland

170 Kensington dr #107

Spartanburg, SC 29306

Phone 864 504 0745

Email: kirklandmr6@aol.com

(continued on page 22)

Region Twelve Regional News Charlotte and Gaston County

Greetings fellow modelers,

We would like to invite you to the 2023 IPMS Region 12 Regional Contest hosted by Charlotte Scale Modelers and Gaston County Model Builders on Saturday, November 4, 2023.

The venue is at the Gaston County Citizens Resource Center, 1303 Dallas-Cherryville Hwy, Dallas NC 28034. Some of you might have attended the successful Regional Contest held there in 2017.

We very much hope you'll mark us down on your calendars and come out to participate in what we hope will be a great show.

We will also be providing additional spaces for those who only want to display their work and not compete in the contest. A great way to share your craft and provide inspiration to other builders.

Attached is a copy of our contest flyer, contest categories, and a sample entry form. Please there will be a correction to the categories with the addition of 46A. Automobiles 1/9 & Larger.

As you see our main theme is "All Things RECCE", which can encompass anything reconnaissance or exploration, land, sea, air, or space, and even Sci-Fi. Additional themes are "All Things Great & Small", simply put we'll judge the best very large scale model and the very small scale model. Lastly, we have the "Last Decade of Real Cars - 1960-1969"

As with any contest we'd love to have contest category trophy sponsors. We haven't set a fee, we're only asking for

a donation in whatever amount a club or individual can afford. Contact any of us listed below if interested.

We will be posting updated information about the contest, judging rules, sponsors, vendors, raffles, registration, and model entry forms. We will also be putting together a list of amenities to include area hotels for those wanting to spend the night. This information will be on our Facebook page:
<https://m.facebook.com/100067006667600/>

and our Internet site:
<http://ipmscharlotte.org>.
Our webpage is currently down undergoing major work and upgrades. Please be patient.

These links can also be found on the Events page of the IPMS-USA website.

Hope you all can make the trip to see us.

Christopher Fish
Charlotte Scale Modelers
mrfish@hotmail.com
(704)451-5329

Dave Maher
Charlotte Scale Modelers
dad4204@aol.com

Roger Woods
Gaston County Model Builders
sky4raider@gmail.com

Lee Whitworth
Gaston County Model Builders
dlw6290@hotmail.com

Con Roundup



May 20, 2023

"40th Smokey Mountain Con"
Knoxville Catholic High School
9245 Fox Lonas Rd. NW
Knoxville TN
<https://www.knoxvillescalemodelers.com/annual-model-contest.html>

July 15, 2023

"The Forbidden Contest"
Spartanburg SC
<https://www.facebook.com/groups/428551304620352>

August 2nd - 5th, 2023

IPMS Nationals
Embassy Suites and San Marcos Convention Center
San Marcos Texas
<https://www.nats2023.com/>

November 4, 2023

"Region 12 Convention and Contest"
1303 Dallas-Cherryville Hwy,
Dallas, NC, 28034
<https://calendar.ipmsusa3.org/chapter/ipmsgaston-county-model-builders>

NON IPMS CONTESTS

June 17, 2023

*The Palmetto State
SC Scale Model Mega Show*
200 Leisure Lane
Columbia, SC 29210
<https://scmegashow.com>



News from IPMS/USA

Region 12 Spotlight
Regional Contest, 2023

This is the "good news" email we received from Tim Kirkland, R12 Coordinator.

Good morning R12 contacts.
Hope all of y'all are well today. I Met several of y'all Saturday at the SCMA Show here in Spartanburg. However, I did miss some that did attend.

Late Friday I Received news about the progress of the rechartering. After confirming that all 14 of ours are rechartered, I saw only one other Region completely rechartered. I was informed later Friday night that our Region was the first to have all chapters done by 12 hours!!!

I want to thank all you officers that took time to do the system of club

profiles. Also, for attempting to keep good records on your part. I'm proud of all of you!

"ATTA BOY"

Let's move forward in submitting Bids for Chapter of the year, Member of the Year, Newsletter of the Year, and Website of the Year by March 1st. I'm sure we have Chapters that can receive the IPMS USA National award from these I've listed.

I look forward to our shows so far this Spring and Fall and maybe a few more scheduling more before long. Again, I'm proud of all of y'all for promoting and working for your Chapters and IPMS USA! ■

-Tim Kirkland RC R12



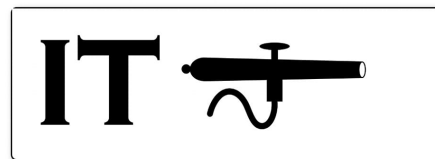
IPMS National Convention | Home
nats2023.com



The International Plastic Modelers' Society - USA

National Convention 2023

Embassy Suites and San Marcos
Convention Center
San Marcos, Texas
August 2nd - 5th, 2023



IPMS/USA MEMBERSHIP FORM

IPMS No.: _____ Name: _____

Address: _____ If Renewing _____ First _____ Middle _____ Last _____

City: _____ State: _____ Zip: _____

Phone: _____ E-mail: _____

Signature (required by P.O.) _____

Type of Membership ☐ Adult, 1 Year: \$30 ☐ Adult, 2 Years: \$58 ☐ Adult, 3 Years: \$86

☐ Junior (Under 18 Years) \$17 ☐ Family, 1 Year: \$35 (Adult + \$5, One Set Journals) How Many Cards? _____

☐ Canada & Mexico: \$35 ☐ Other / Foreign: \$38 (Surface) Checks must be drawn on a US bank or international money order

Payment Method: ☐ Check ☐ Money Order

Chapter Affiliation, (if any): _____

If Recommended by an IPMS Member, Please List His / Her Name and Member Number:

Name: _____ IPMS No.: _____

IPMS/USA

Join or Renew Online at: www.ipmsusa.org

PO Box 1411

Riverview, FL 33568-1411

Region 12 Chapters

(continued from page 19)

The following clubs are non-IPMS groups but are in the area and included as a courtesy:

Carolina Maritime Model Society

Meeting time/date TBA at the North Carolina Maritime Museum, 315 Front St., Beaufort, NC, and the museum is a great meeting space.

<https://www.facebook.com/CMMSNC/>

Jacksonville NC Plastic Modelers

Meeting times: 7pm every third Wednesday at The Hobby Chest, 345 Western Blvd, Jacksonville, NC. The Hobby Chest carries a great selection of hobby kits and supplies and is a grand center for tabletop gaming activities. <https://www.facebook.com/groups/1319666224752922>

New Bern Maritime Modelers Guild.

Meeting location: 12 noon the second Saturday of each month at 604 Guion St., New Bern, N. For up to date info on their meetings: <https://www.facebook.com/nbmmgnc>

Wilmington, NC Plastic Modelers

meeting times: 2pm-4:30pm the 1st Saturday of each month. Meetings are held at the New Hanover County Public Library, Osprey room, 3802 S. College Rd. <https://www.facebook.com/groups/117277425006833>

This is the best up to date info we have on the scale model clubs in our region. Should you find an error or omission please contact the editor of this publication.



SitRep

AMPS 2023

International Convention

May 4 - 6, 2023

"The Pacific War" theme

Penn Harris Hotel
1150 Camp Hill Bypass,
Camp Hill, PA 17011

-Mark Gray

**When in Jacksonville
experience a REAL
hobby shop again.
VISIT:**



Your place for:

Models, Radio Control, Airsoft,
Board Games, Trading Cards,
Collectibles, Warhammer!

Wed. - Sat. 11am - 9pm

Sunday: 12:00 - 6:00pm

345-A Western Blvd.

Jacksonville, NC 28546

910-353-4473

info@hobbychest.com

since 1992

REMEMBER!

If you get this newsletter via email it's the **low** resolution version. The **HIGH** resolution version, (better suited for printing), can be downloaded from the chapter website:

www.ecpmod.com/newsletters.html

Editor's Notes:

Greetings chapter members, We had an interesting March meeting. First off our regular meeting place was unavailable due to a scheduling conflict so we met in the bay of the Volunteer Fire Department of Fairfield Harbor. It shares the building with the Community Center so it was all under the same roof, only different.

But different is good, yes?

In addition to deciding on the DownEastCon 2024 themes we had the first of our quarterly raffles and this was split into two prizes of 6 ten dollar tokens to Hobby chest. The first was won by Jeff Maples, Mark Gray picked up the second win.

We also finalized plans for upcoming meetings. In April we will run an airbrush maintenance routine where members can bring in their airbrushes for an ultrasonic deep clean. We will have three units in operation so bring in your old airbrushes to get all that gunk and garbage cleared out.

Then, for May, we re-institute the group build during the meeting so bring in kits, glue, knives sand paper and other implements of destruction and have at it. No set project, build what you wish, just be prepared to get your hands dirty.

Additionally we modified the rules for our exclusive "Know Your Kit Kontest", see details on page 4.

And we have been discussing other concepts to make our website and chapter even better. OK, I'm done. ■

-Editor

The next meeting will be Saturday, April 15, 2023, 1:00 pm until 3:00 pm at the Fairfield Harbor Fire Department, 585 Broad. Creek Rd. It will be a Airbrush Clinic. Bring your new airbrush, new builds and any work-in-progress projects. And check your email, facebook page and ECPM website in case changes are made in time and/or date.

Isn't it time you joined IPMS? http://www.ipmsusa3.org/uploads/ipms_application_form_2019.pdf