



## ECPM - We Put It All Together.

# SPECIAL GROUP BUILD ISSUE!



## Meeting Debriefing

Our October meeting was different for several reasons. First, it was a group build. With one exception we brought in no built models, (see the exception in our Display Case on page 14), but unbuilt/finished kits, tools and supplies. Secondly, we had been ousted from our regular meeting room due to a scheduling conflict and were moved to the fire Station side of the ECPM World Headquarters.

But we didn't let that didn't slow down the fun at all!

There was the presentation of the only completed build by Richard Adams who had to leave early due to personal reasons, then a short bit of business, (somethings never change). In short, the treasury report was good, the chapter was reminded it was time to renew our IPMS

membership, we will be raising the entry fee very slightly for our Down East Con 2024 to \$15 at the door but early registration will only be \$13 online. It was brought up that our big meeting December is also our annual pot luck so we need to start posting what we will be bringing. (Al will not cook his famous 15 bean soup this year but will bring his Texas Sausage Bread instead!) The last bit of business is to remind members that next month is the Region 12 Regional in Dallas, NC and suggested we try to car pool for those intending to go, check our facebook page for details.

And then on to the main course, model building!

Attendance was good, despite some unfortunate conflicts, but chapter members David Mohr, Andy Fulcher, Dennis Morey, Dale Hansen, Dennis  
(continued on page 4)

## Contents

Meeting Debriefing .....	1
Mercedes Benz .....	2
K*O*R*E*A ad.....	9
K*O*R*E*A categories.....	10
K*O*R*E*A rules .....	11
K*O*R*E*A entry form.....	12
Confessions of a Closet Modeler .....	13
ECPM Display Case .....	14
Know Your Kit Kontest .....	15
All Things Recce .....	16
Editorial.....	17
IPMS/USA .....	18
Regional 12 Chapters.....	19
Con Roundup .....	20
Editor's Notes .....	20

## Meeting Schedule 2023

May	1:00-3:00	Community Center
June	1:00-3:00	Community Center
July	1:00-3:00	Fire Department
August	1:00-3:00	Community Center
September	1:00-3:00	Community Center
October	1:00-3:00	Fire Department
November	1:00-3:00	Community Center
December	1:00-3:00	Community Center


## Staff

Publisher/Editor .....	Alan Welch
Editor.....	Jeff Maples
Editor.....	Mark Sandvigen
Meeting Photographers.....	Alan Welch
	Dennis Korn
	Dale Hansen
Columnist .....	David Stiteler



# MERCEDES 300 SLR

by Dennis Korn



**310 HP**  
**3.0 liter**  
**180 mph . . .**  
**Nothing but WOW!**

## MONOGRAM'S 300 SLR IN 1/24 SCALE

This model represents the car driven by Stirling Moss and journalist-navigator Denis Jenkinson to their win in the 1955 Mille Miglia. With a 3.0 liter engine pulled from the W196 Grand Prix car, the 310 hp could propel the car to a top speed of 180 mph . . . down country roads and through town streets. The 300 SLR was designed following the success of the 300 SL coupes with the gull-wing doors, which won at LeMans and the Carrera Panamericana Mexican endurance race.

The Mille Miglia race all started around 29BC when Agrippa had the Roman mile standardized at 1,620 yards (1,760 yards in the US today). During the turbulent years before WWII, both Mussolini and Hitler were obsessed with establishing their own versions of the "Roman Empire." After France established the first truly national motor race in 1906, the Grand Prix de l'ACF, the Italians decided to establish their own Gran Premio d'Italia to be run in the industrial city of Brescia in 1921. But, when this race was moved to the Monza autodrome for 1922, the people of Brescia felt slighted.

A rival race was established from Brescia to Rome and back, close to 1000 Roman miles and thus the Mille Miglia was born. First run in 1927 and run annually until 1938, when an awful accident left 10 spectators dead and 26 injured. Not run in 1939, a diminished version covering 62 miles of public roads in a loop from Brescia-Mantua-Cremona-Brescia in 1940. After the war, it was run again in 1947, with Alpha Romeo winning for the 11th time. Ferrari took the honors from 1948-1953, before a double defeat at the hands of Lancia, then Mercedes-Benz in 1954-55. Ferrari came back to win in 1956 and the final race in 1957.

Though this is an older Monogram kit, it went together reasonably well and the only real modification I made was to the engine intake, where I replaced the cast piece with individual runners. I did run into some challenges as I tried to match historic photos, but also using pictures of the restored car that sits in the Mercedes Museum. The restored car occasionally makes its way out onto the track and visited the Monterey Historic Races one year, where Stirling Moss drove Jay Leno around for a few laps.



*(above) Opening the box and, at first glance, all looks fine.*

But therein lies the problem . . . the restored car is not exactly like the car that was raced by Moss and Jenkinson in 1955, nor are all 300 SLR race cars built the same. I installed the chrome pieces over the side outlets, but soon discovered that the #722 did not have them in the 1955 race. Off they came and I had

*continued on page 3*



# Mercedes300SLR

*continued from page 2*



to fill the spots. At the end of the build, one of the last parts to go on was the front marker lights. Using the pictures of the restored car (nice color shots) I put them on, not really liking the look of them. After looking at period pictures again, I found a shot of the front view and low and behold . . . no marker lights. Damn, too late to fix that mistake.

An interesting detail is the screen intake on the passenger side of the hood. The kit provides a plastic piece with a screen pattern molded on it. I decided that was not good enough, so I used a piece of a fancy tea bag that I shaped with the plastic part and glued in place. Turned out rather nice if I say so myself.

Paint was from MCW, my go to for accurate automotive colors. The decals I used where an aftermarket set from IndyCals and they were great, except there were no instructions, so I was not happy with the way the decals for the seat material came out. And the biggest pain on the decal front was the fact that the chrome emblems on the back hood are cast as part of the body, but the decal of the number across the back is supposed to lay underneath the chrome emblems. I did the best I could, but was not totally satisfied.

So, a good kit overall, with the requisite challenges that let you know, "you are a modeler," so enjoy the ride. ■

*-Dennis Korn*





# Meeting Debrief

*(continued from page 1)*

Korn, Jim Gower, Louis LaPlant, Richard Adams, Melissa Huyett, Rodney Huyett, Marshall Smith, Kel Gaither, Alan Welch, William Reece, Greg Marchlinsky, Sean Donnelly all pulled up to the work bench and proceeded to put plastic on plastic. The selection of kits in production ran from Gundam to cars through aircraft, armor, and ships so we are all looking forward to a great display of newly finished models next month guys. (No pressure here, none at all)

Further good news was another new member paid his dues although he could not attend today so we welcome new member Skip Beijen! I think we are all looking forward to the next group build session. ■

*-editor*



*(above) The usual group of suspects admiring Richard Adams' build of the Swift, an 1805 pilot boat in 1/150 scale. This was a beautiful model and Richard's first plank on plank kit which, in typical Richard fashion, was gorgeous. ore coeage on the Display Case on page 14.*

*(below) Andy Fulcher imparts some ideas on detailing large scale builds to Dennis Morey while the rest of the table delves into their own scale journeys.*








*(above) Some members preferred to concentrate on one build rather than dissipate their attention on several builds, but it has to be at the right, time-consuming point in the build like Kel Gaither's Pettymobile.*



*(above right) The line up from top to bottom, Andy Fulcher, Dennis Morey, Kel Gaither, William Reese, Dale Hansen, and Dennis Korn.*

*(right) David Mohr ponders what he thought would be a simple, knock-it-out-during-the-meeting project which, of course, turned out to be just a little more than expected. That is evidenced by the number of multi colored frets visible.*







*(left) L to R William Reese, Dale Hansen and Dennis Korn all in their own building worlds and all interacting with each other on the hows, the dos, and the don't, and what makes assembly easier and better.*

*It was a very good meeting.*

*(below) Many of our chapter members brought in more than one project as shown by Dale Hansen with his T-34 Mentor and Cessna 172 kits. Looks like Dale might even have landed a new airbrush!*







*((above) A bird in the hand, so to speak, a large scale JU-87B Stuka getting ready for finishing by Dennis Morey. And, yes, sometimes size DOES matter.*

*(below) One of the great things of face-to-face . . . , well, shoulder-to-shoulder group builds is the ability for newer to the hobby builders to get tips of the trade from the more experienced members. Here Greg Marchlinski describes one of the finer points of plastic assembly to Louis LaPlante.*







*(left) Kel Gaither was busy at smooooothing the rough edges on his 1971 NASCAR Plymouth awaiting Richard Pettry to drive. Keel says you need just the right shade of blue to make it go faster.*

*(below) Rodney Huyett seems to have the best “to go” tool box and, unusually, is not working on a Gundam but another fantasy build, a German Landkreuzer P1000 Ratte by Takom.*





**ECPM Proudly Presents the DownEastCon 2024 Theme:**

# **K\*O\*R\*A**

## **THE FORGOTTEN CONFLICT**

**Anything used during the time  
of America's participation  
in the "Police Action"**

**June 25, 1950 – July 27, 1953**



**20 July, 2024  
Rules and  
details  
on the  
next pages!!**

## **SPECIAL ADDITIONAL ATTRACTION!**

Join us in celebrating the  
*55th anniversary* of the  
Apollo 11 landing on the Moon with our

### **"SHOOT THE MOON"**

Special contest.

Show us your very best "Real Space" build  
from the Manned Moon Missions  
starting with

Apollo 11's launch on July 16, 1969  
all the way to the splash-down of  
Apollo 17 on December 19, 1972.





# K \* O \* R \* E \* A

## The Forgotten Conflict

### 2024 DownEastCon Categories

To **also** be entered into the “The Korean War” or “SHOOT the MOON” Themes, you must check the appropriate box on the model registration form for each model entry.

#### 0. Juniors \*

- 001. Junior entries, ages 5-12
- 002. Junior entries, ages 13-17

#### I. Aircraft \*

- 102. Multi-wing & rigged, all scales
- 104. Single engine prop, 1:72 and smaller
- 106. Single engine prop, 1:48, Allied \*
- 108. Single engine prop, 1:48, Axis \*
- 110. Multi engine prop, 1:72 and smaller
- 112. Multi engine prop, 1:48
- 114. Jets, 1:72 & smaller
- 116. Jets, 1:48
- 118. Aircraft, 1:32 & larger, all types
- 120. Helicopters, all scales
- (Note: unmanned aerial vehicles, (UAVs), compete by engine & scale)

#### II. Military Vehicles \*

- 201. Armor, 1:35 & larger, closed top, all eras, Allied \*
- 203. Armor, 1:35 & larger, closed top, all eras, Axis \*
- 205. Armor, 1:35 & larger, open top w/interiors, all eras
- 207. Wheeled & soft-skin vehicles, all scales, all eras
- 209. Armor, 1:48 & smaller, all eras
- 211. Ordnance – missiles & towed arty, all scales & eras

#### III. Figures \*

- 302. Historical Foot & Mounted, all scales
- 304. Fantasy & Sci-Fi, all scales – resin, vinyl, and white metal
- 306. Fantasy & Sci-Fi, scales will include 1/8, 1/10, and 1/12 only, injection molded plastic

#### IV. Ships \*

- 401. Surface, sail & oar powered
- 403. Surface, powered, (steam/nuke)
- 405. Submersibles, all eras

#### V. Automotive \*

- 502. Factory Stock
- 504. Hot/Street rods & street machines, street legal

- 506. Competition, open wheel, all scales
- 508. Competition, closed wheel, all scales
- 510. Commercial, light duty, all scales, (single rear axle, vehicles and trailers)
- 512. Commercial, heavy duty & equipment, all scales (multi-axle & tracked)
- 514. Sit upon, (bikes, trikes, go carts)
- 516. Customs, all types

#### VI. Space & Sci-Fi Vehicles & Installations\*

- 601. Real space, all scales
- 603. Fantasy/Sci-Fi, all scales
- 605. Gundam & Mecha, all scales

#### VII. Dioramas \*

- 702. Military
- 704. Civilian

#### VIII. Miscellaneous \*

- 801. All other entries, humorous, or hypothetical

(\* Splits or combinations may be employed at the contest to balance numbers of entries for competition.)

#### IX. Special Awards

- 901. Best Aircraft
- 902. Best Military Vehicle
- 903. Best Figure
- 904. Best Ship
- 905. Best Automotive
- 906. Best Space & Sci-Fi
- 907. Best Diorama
- 909. Best in Show

#### Korea, 1951-1953 and Shoot the Moon Themes

- 911 Korea Aircraft
- 912 Korea Military Vehicles
- 913 Korea Figures
- 914 Korea Ships
- 915 Korea Civilian Vehicles
- 916 Korea Diorama
- 920. Best Korea Themed model
- 930. Best SHOOT the MOON Themed model

\*For contest clarification, Allied/Axis determination is by markings. i.e. a captured Spitfire in German markings is classified as Axis. All neutral vehicles are by default Allied.

09/16/2023



# DOWNEASTCON 2024 CONTEST RULES

**1.** Models will be judged against each other based on standard IPMS judging guidelines. Each Category will have a 1st, 2nd, and 3rd place. There is no Out of Box (OOB) award. First place models in a Category are eligible to be judged for "Best of Class" (901-907) Special Awards. Only the Best of Class winners are eligible to be judged for the "Best of Show" (909) Special Award. Any "theme model" is eligible for that Theme Special Award regardless of placement within a category.

**2.** A contestant can enter a maximum of 10 (ten) models total of which no more than 6 per class and no more than 2 per category. A modified "No Sweeps" rule is in effect that states a modeler cannot take all 3 places in a category but can take 2 of 3 places. (NOTE: Juniors classes are exempt from this rule and can enter unlimited models)

**3.** This is a family-friendly show. The Head Judge may exclude from competition and/or public display and entries which he/she considers to be offensive to generally acknowledged standards of taste and acceptability. This does not apply to historical aircraft nose-art.

**4.** All entries must be the sole work of the individual whose name is on the registration and entry forms, with the exception of category 001 where juniors may have limited parental aid subject to judges' acceptance. However, a surrogate may bring another person's model, but the registration must be that of the builder. Commercially built and/or finished models (die-cast, etc) won't be accepted for entry in any category.

**5.** Models are entered solely at the entrants' risk. Eastern Carolina Plastic Modelers does not assume any liability for loss or damage to any model. Models may be handled during judging. If necessary, we will ask the modeler to remove display cases prior to judging. If you do not want your model touched, please state so in writing in the notes section (on page 1 of Model Builder Registration). ***This statement must include your cell phone number so you can be called to move your own model. If you do not respond to the call, your model will not be judged.***

**6. Vignettes vs. Dioramas:** The number of subjects (vehicles and/or figures) will determine in which category an entry is placed.

**Vignettes:** A single vehicle and/or no more than 5 figures. Vignettes will be placed in the proper Class/Category.

**Dioramas:** Dioramas are story-centric, specifically built to tell a story or convey a message, and with 2 or more vehicles and/ or more than 5 figures. Dioramas will be placed in Class VII and the appropriate category(ies). The storyline will be considered equally to construction and finish of the individual subjects, figures, and other presentation components.

Builds and dioramas largest measurement must be no more than twenty four inches, (24"). Larger sizes must have prior clearance from the con committee to be displayed.

**7.** Junior entrants ages 13 to 17 (category 002.) may compete in either junior categories OR all other categories, but not both. Please fill in the proper category you wish to enter.

**8.** The Contest Registration Committee will assist in determin-

ing entry class and category at the time of registration. If an entry qualifies to be in more than one category (i.e., a 1/32 bi-plane could be either 102 or 118) the entrant may select which category he would like the model to compete. In all cases the final determination rests with the Chief Judge and the decision of the Chief Judge is final. Any category may be split or combined at the discretion of the Chief Judge to balance numbers of entries for competition.

**9a.** If a registered model also qualifies to be in a theme (see theme descriptions on page 1 and Rules 13 & 14) the builder can register said model(s) in its appropriate category(ies) plus check off the Korea or Shoot the Moon box on the registration form. Then the model(s) will be judged for both category and theme(s). If the theme box(es) are not checked, then the model(s) will only be judged within the registered category(ies).

**9b.** Judging: IPMS guideline standards will be used with every numbered category. Judges are not allowed to judge a category in which they are entered. For Korean & Shoot the Moon themes, models within a single Class will be judged together no matter their category. (Ex. All Korean theme marked Military Vehicles will be judged together no matter category or scale).

**10.** An entry which has won a Gold/1st place medal **or the People's Choice Award** in any previous DownEastCon will be placed on our Display Only Table. Silver and Bronze winners of previous DownEastCons can be judged for 2024. Those models that won Gold/1st place in other contests can be entered for judging.

**11.** Automotive Category Definitions.

**FACTORY STOCK** - A vehicle as it would have come from the factory paint; must resemble factory paint; wheels can be replaced. *Documentation may be requested for any vehicle that appears unusual.*

**HOT/STREET RODS, STREET MACHINES** - Modified vehicles intended to be street driven. Models must be street legal; treaded tires, exhaust systems, license plate, etc.

**COMPETITION** (open wheel and/or closed wheel) - Those vehicles intended for a track (whether round, left/right or straight).

**COMMERCIAL (Heavy and/or light)** - Those vehicles intended for the service industry (think of your local plumber up to long haul trucker). They would have some sort of markings to indicate which industry for which they are working.

**CUSTOMS** - Vehicles that have undergone extensive body work, designed for display competitions, and may or may not be street legal.

**12.** Korea War (1950-1953): Models must represent those nations and the vehicles, equipment, and personnel present in the conflict. Here are the nations we will allow for Korean theme: Great Britain, Canada, France, Belgium, the Netherlands, Colombia, Ethiopia, South Africa, New Zealand, Turkey, Greece, Thailand, Philippines and Luxembourg sent fighting units. Norway, Sweden, Denmark, India, Italy contributed military hospitals and field ambulances to the cause.

**13.** Shoot the Moon Awards (Apollo 11-17): Models must represent any person, place, event, or equipment that qualifies as a Real Space entry, starting with Apollo 11's launch on July 16, 1969, to the splash- down of Apollo 17 on December 19, 1972.



# K\*O\*R\*A

## The Forgotten Conflict

**NOTE:** A separate registration form must be completed and submitted for each model to be entered into competition.

Builder#: \_\_\_\_\_ Entry#: \_\_\_\_\_

Class #: \_\_\_\_\_ Category#: \_\_\_\_\_

Scale of Build: \_\_\_\_\_

Name of Build: \_\_\_\_\_

Kit(s) Used: \_\_\_\_\_

Notes (tell us about your build): \_\_\_\_\_

\_\_\_\_\_

\_\_\_\_\_

\_\_\_\_\_

\_\_\_\_\_

\_\_\_\_\_

\_\_\_\_\_

\_\_\_\_\_

\_\_\_\_\_

Theme:	
<input type="checkbox"/>	Korea *
<input type="checkbox"/>	Shoot the Moon *
<input type="checkbox"/>	No Theme

Fold Here before placing on display table

## Model Builder Registration

If you are entering more than one model please fill out this section on the first entry, then you only need to write your name on the subsequent forms. In any case this page needs to be folded under with this side facing the table.

I.P.M.S. Member? ☐ Club Affiliation: \_\_\_\_\_

Name: \_\_\_\_\_

Address: \_\_\_\_\_

Telephone: \_\_\_\_\_

Email: \_\_\_\_\_

\*If a registered model also qualifies to be in a theme (see theme descriptions on page 2, Rules 12 & 13) the builder can register said model in its appropriate category plus check off the "Korea" box or the "Shoot the Moon" box on the registration form. Then the model(s) will be judged for both category and theme(s). If the theme box(es) are not checked, then the model(s) will only be judged within the registered category(ies). If your models are not part of either or both themes, please check the box 'No Theme'.

**Be sure to have your class and categories listed correctly.**

(This is a class:) VI. Space & Sci-Fi Vehicles & Installations\*  
(These are categories in this class:) 601. Real Space. All Scales  
603. Fantasy/Sci-Fi. All Scales

Models are entered solely at the entrants' risk. Eastern Carolina Plastic Modelers does not assume any liability for loss or damage to any model. Models may be handled during judging. If necessary, we will ask the modeler to remove display cases prior to judging. If you do not want your model touched, please write in Notes (on page 1) by the model stating as such. The note **must include your cell phone number** so you can be called to move your own model.

*If you do not respond, your model will not be judged*



# Confessions of a Closet Modeler

By David Stiteler

The battle of wills between myself and this Monogram F-100 kit continues. Now, in the past before my 30-plus year hiatus of building models, I remember building Monogram models, and enjoying them. Of course, back in those days' kits weren't as technologically engineered as they are today, but Monogram kits had a reputation of being a highly desirable model to build, and in some cases the standard. The level of detail and accuracy of that detail was top notch. I remember in discussions with my friends, the general feeling was Monogram over Revell for quality, detail, accuracy and price, and then if you had the funds, Hasegawa and Tamiya.

## *There are exceptions, of course.*

Yes, most models have a bit of a fit problem somewhere, no matter what you are building; cars, ships, aircraft, whatever. And in most of these cases the fitness issues are dealt with, with relative ease and we move on. The last model I built before life got in my way and I had to put the hobby on the back burner was a beautiful model of the S-3 Viking in 1/72nd scale by Hasegawa. The detail and fit of that kit was outstanding, except for the pylons for the external tanks on the wings. The engine pylons were terrific, but outboard of those for the wing tanks, the fit just wasn't right. I could never get them to mold smoothly to the underside of the wing. Later I found out that a slight gap was normal because of the way they bolt on to the wings, so scale wise, it wouldn't have been an issue.

Oh well. I wish I still had that model, but unfortunately, it was discarded without my knowledge by a family member that my younger brother and I no longer associate with. That's another story....

Getting back to the Super Sabre, the main issue here is where the fuselage halves attach to the wing assembly. First, the fuselage is an upper piece and lower piece, not left and right like most aircraft models. I never liked the way upper and lower fuselage halves fit together in any aircraft kit, and in this case, Monogram really buggered it up.

The issue is how the two halves come together over and under the wing assembly. The lower half of the assembly is a one-piece part with both lower left and right wings sections and a center section where the fuselage halves attach to it, and then the top sections of the wings are to be attached to the assembly, closing the gap between fuselage and wing. On most aircraft kits, the wings are attached individually left and right to the fuselage, where that could create a fit issue. Those are usually easy to deal with.

My problem is, the Chief that gave me this kit did some pell-mell assembly of parts prior to giving me this kit, and it was obvious he didn't follow the instructions. OK, no big deal, right? Wrong! Unfortunately, he assembled the wings first and this has created an issue that no matter how I try it, the two halves of the fuselage will not fit properly over and

under the wing assembly, or to each other behind the wing assembly... that is without, I suspect, some major surgery first.

I have been told by my wife, and my son who is home on leave right now, that the sounds and comments emanating from my upstairs den that can't be repeated here are akin to being somewhat comical and sometimes scary, with a touch of indecency. Oh, how I love this hobby! I'll fight through this, somehow. I will not let this...plane...destroy my confidence! I will prevail!

And then my son, whom I love dearly, and home for a short time from Korea, has the audacity to stick his head through the door with a smile on his face, and very innocently asks, "Hey Dad, how's that B-17 coming along?". What a way to hurt a guy.

What was that? I think I hear a B-17 calling me from out of the fog. ■

-David Stiteler



**NEW·BERN·TRAIN·SHOW¶**

**FEBRUARY·24-25,·2024¶**

**NEW·BERN·RIVERFRONT·CONVENTION·CENTER¶**

**The·Carolina·Coastal·Railroaders·2024·Train·Show·will·be·at·the·¶**

**New·Bern·Convention·Center·in·downtown·New·Bern.¶**

**·We·look·forward·to·receiving·your·vendor·space·reservation·and·having·you·at  
our·2024·New·Bern·Train·Show.¶**

**For·vendor·information·and·reservation,·contact:¶**

**Paul·DiMauro,·Vendor·Coordinator¶**

**252-259-7896·or·email·at·[pauljdimauro@aol.com](mailto:pauljdimauro@aol.com)¶**






*(above) Since this meeting was a "Build Session" and only one member, Richard Adams who also had to leave early), brought in a finished build, he gets the Model Showcase all to himself. Richard brought in a beautiful, plank on plank build of an 1805 Pilot Boat named Swift.*

*(left) Richard made everything work that could possibly work including the halyard that would raise and lower the American flag.*



*(right) Even the tiller/rudder was operational. Beautiful job, Richard.*





(above) Deck detail on the Swift by Richard Adams. As always Richard's finishing expertise and attention to detail is inspirational to us all. And, again, this is Richard's first foray into this type of building. Well done, Richard!

# Know Your Kit Kontest!

**Rule 1.** To win the contest prize you must be a current ECPM chapter member.

**Rule 2.** At the start of the contest we upload a new contest image section here and on our award winning website. The image is a one (1) inch square clipping of a popular plastic model kit box top art. We will keep adding a section until someone can I.D. the art or the contest ends.


**Rule 3.** Identify the subject *and* the kit manufacturer and upload your answer onto our [Award Winning Website!](https://www.ecpmod.com/chapter-business.html)

<https://www.ecpmod.com/chapter-business.html>


**Rule 4.** The kit can be of anything, airplane, armor, ship, Sci-Fi, monster . . . . anything.

**Rule 5.** First correct answer on our ECPM website wins your choice of one KITMASX\* pre-die cut masks that you pick out at the next ECPM meeting. (kitmasx.com) You must be present to receive your prize. If you cannot attend the next meeting, we will hold your choice until we see you again.


**Rule 6.** If no winning entry has been submitted by the publication of the 5th section the contest will be voided.



Section one, June




Section two, July



Section three, August



Section four, September



Section five, October





## "ALL THINGS RECCE"



# 2023 IPMS REGION 12 REGIONAL MODEL CONTEST



Saturday, November 4, 2023 9:00AM-4:00PM  
Gaston County Citizens Resource Center  
1303 Dallas-Cherryville Hwy, Dallas, N.C. 28034  
Registration Closes 11:45(Judging starts at 12:00PM)

### Contestants

\$10.00  
Unlimited number of models

### Non-Contestants

\$5.00 Single Adult  
(18 & older)  
\$8.00 Family

### Juniors

(17 & under)

and

Active Duty

Military, First

Responders (with

ID)

FREE!

### Special Theme Awards

#### Best Recce Model

(This can be air, land, sea, space or sci-fi)

#### Best Great & Best Small

(Larger than 1/35-1/32 & Smaller than 1/72-1/76)

#### Best Automotive 1960-1969

(Cars, trucks, commercial, motorcycles)

### 83 Contest Categories

including 14 for Juniors

### Trophy Sponsorships

See Trophy  
Sponsorship Form

### Vendor Tables

6'Table \$10:00

8'Table \$20:00

Raffle Drawings  
throughout the  
day. 6 for \$5 or \$1  
single ticket.

Hosted by Charlotte Scale Modelers & Gaston County Model Builders. Our Regional Contest is being dedicated to the memory of long-time members Jim Kiker (CSM) and Larry Moore (GCMB). We would also like to thank the Gaston County Visitors Bureau for sponsoring this event.

### For Information

Christopher Fish

[mrfishs@hotmail.com](mailto:mrfishs@hotmail.com)

(7040-451-5329)

Roger Woods

[sky4raider@gmail.com](mailto:sky4raider@gmail.com)

Website: [charlottescalemodelers.com](http://charlottescalemodelers.com).

[www.facebook.com/CharlotteScaleModelers](https://www.facebook.com/CharlotteScaleModelers)





# Editorial

<https://modelairplanemaker.com>

Occasionally there is a 'mainstream' article about hobbies in general or our hobby in particular. Generally speaking, these recent peeks into this thing of ours tend to be positive.

But it wasn't always this way.

When it came to Hollywood from the 70s through to the 90s, the common theme was that only disturbed or at least very strange people would engage in model building as adults. Back then, if a director wanted to depict a fictional character as a scary anti-social adult, all that was needed was some built Airfix models hanging from the dingy ceiling in his messy bedroom. To show a truly disturbed character, the director only had to start the scene with a character building a model in a dank basement. Preferably with a naked and flickering pull-chain bulb overhead. Throw in an oversized visor over coke-bottle glasses and you got yourself a mass murderer!

For the most part, audiences accepted those portrayals. This is because hobbies, especially for adults, were not seen as healthy pursuits. It was generally believed there was a very fine line between enthusiasm for such 'childish pursuits' and an unhealthy pre-occupation with them.

During this same timeframe, when we were not considered scary and potentially dangerous, we model makers were lumped and ridiculed with other hobbyists in the persecution of all things labeled "geek".

All that seemed to change with the millennium and what some have called the new 'geek chic'. All of a sudden it was socially acceptable for adults to have hobbies. Adults could play video games and not lose their

jobs. Adults could dress up as comic book characters, attend comic book or sci-fi-related conventions, and not be hauled off to mental institutions. Adults could freely collect and display action figures. Making models may not have been as cool as phone app development, but it was no longer something to be ashamed of.

Quite the opposite.

And now we find ourselves amid the strangest decade in recent memory. Things have truly been turned on their head. Even before the pandemic, I noticed a growing focus on the importance of "mental health". Plenty of experts have stressed the need for everyone to decompress and find outlets to be creative. Mental health experts have unanimously agreed on the benefits of having a hobby like model making.

Imagine that. What used to be considered to be unhealthy to the point of community concern has now transformed into something healthy with societal benefits.

Getting More out of Hobbies as an Adult

I'm amazed a blog post about adult hobbies was re-posted on Google News. More importantly, the content is well worth the five-minute read. Elsie Larson has some very interesting things to say about having a hobby and all of it can relate to this model-building thing we do.

Under the heading 'Lower your standards' the key takeaway is that one can still enjoy the benefits of a hobby despite not having a lot of time to pursue it. Thirty minutes at a time at the bench is still worthwhile if that is all the time you can devote. Over the course of a week, it can still move a project along.

We often hear the line 'I'll tackle that project when my skills improve'.

Well, 'Keep Learning and Keep Making' is all about how to keep your hobby fresh and improve your skills. It is something that I have talked about before. This is the only way to get better at anything and making that the focus of your hobby time is well worth it. Even if winning awards is not the ultimate goal of your hobby (and it shouldn't be) trying new things and learning from mistakes keeps things fresh and fun.

However, I believe 'Remove the Guilt' is the star of that blog post. Maybe someone starts a model but shelves it for a few months. Maybe that builder goes out and gets all the supplies and aftermarket for a model, but keeps it in the stash for years. Not starting, not using, not finishing... these can bring a misguided sense of guilt to us builders. Especially when others remind us of our building shortfalls.

Elsie Larson finds it helpful to 'remove guilt altogether' from her hobbies. She goes on to state:

*The point of hobbies is usually not some kind of end goal, it's usually a creative experience. It helped me to think of my hobbies as an ongoing lifelong project. If I don't achieve the goals I set, I make new ones and move on. My biggest goal is to live a creative life. It's OK to be sporadic and imperfect with your hobbies...*

**-Elsie Larson**

Wow. Very well said.

Last Thing

I don't remember specific instances of this but I can recall that being a pre-teen into scale models (or worse, model railroading) was definitely not something to advertise back in the mid-1980s. I don't know any pre-teens today but it wouldn't surprise me if that is still the general feeling in that age group.

I have only seen a few episodes

**(continued on page 18)**





# News from IPMS/USA

Hello R 12 contacts.


Just to let you know the Regional meeting at this year's Regional convention is November 4th, 11am -12 noon then the host Chapters would like to start judging meeting around 12 noon? I would like for each Chapter to have at least one officer attend. Two would be great!! I'm going to open the meeting to all IPMS members.

I'll bring refreshments for those who attend. That why I need to about how many can attend?

I'll have a recruiting table with the vendors. I'll have stuff on IPMS please bring flyers for your upcoming shows so you can all get as good coverage as possible.

I look Forward to meeting and talking to as many of you and our members I can.

Sincerely Tim Kirkland  
Rc R12



# Editorial

*continued from page 17*

of "Stranger Things" on Netflix. I had to laugh at one scene where the kids were playing Dungeons & Dragons. In the context of that show, that scene was probably put in for nostalgic reasons and I am sure audiences thought nothing of it. That very same scene in a 1980s movie would have had a completely different context given the D&D 'scare' of the 1980s when the talking heads scared everyone into believing that game was a cover for devil worship. Good lord.

Will model making eventually be elevated to the highest pinnacle of coolness within our society? Yeah, that's not going to happen. But who cares? At least visiting a hobby shop or attending a model show won't get you on some 1980s watch list.

## IPMS/USA MEMBERSHIP FORM

IPMS No.: \_\_\_\_\_ Name: \_\_\_\_\_

Address: \_\_\_\_\_ If Renewing \_\_\_\_\_ First \_\_\_\_\_ Middle \_\_\_\_\_ Last \_\_\_\_\_

City: \_\_\_\_\_ State: \_\_\_\_\_ Zip: \_\_\_\_\_

Phone: \_\_\_\_\_ E-mail: \_\_\_\_\_

Signature (required by P.O.) \_\_\_\_\_

Type of Membership ☐ Adult, 1 Year: \$30 ☐ Adult, 2 Years: \$58 ☐ Adult, 3 Years: \$86

☐ Junior (Under 18 Years) \$17 ☐ Family, 1 Year: \$35 (Adult + \$5, One Set Journals) How Many Cards? \_\_\_\_\_

☐ Canada & Mexico: \$35 ☐ Other / Foreign: \$38 (Surface) Checks must be drawn on a US bank or international money order

Payment Method: ☐ Check ☐ Money Order

Chapter Affiliation, (if any): \_\_\_\_\_

If Recommended by an IPMS Member, Please List His / Her Name and Member Number:

Name: \_\_\_\_\_ IPMS No.: \_\_\_\_\_

# IPMS/USA

Join or Renew Online at: [www.ipmsusa.org](http://www.ipmsusa.org)

PO Box 1411

Riverview, FL 33568-1411



# Region 12 Listing

*Contact & meeting information on regional IPMS model building groups. This will give you the opportunity to visit other IPMS chapters.*

## **Charlotte Scale Modelers**

Meeting Times: 1st Friday of each month at 7:00pm at the Memorial United Methodist Church; 4012 Central Ave, Charlotte, 28105.

**Contact Name: Dave Maher**

Email: [dad4204@aol.com](mailto:dad4204@aol.com)

[charlotte\\_scale\\_modelers@ipmsusa.org](mailto:charlotte_scale_modelers@ipmsusa.org)

[www.charlottescalemodelers.com](http://www.charlottescalemodelers.com)

## **Coastal Carolina Modelers Association**

Meeting times: 2nd Saturday of the month at 10:00 am, at 119 Bramwell Drive, Summerville, SC

**Contact Name: Dave Corvino**

Email: [dcorvino@sc.rr.com](mailto:dcorvino@sc.rr.com)

E-mail:

[coastal\\_carolina@ipmsusa.org](mailto:coastal_carolina@ipmsusa.org)

## **Eagle Squadron**

**General Meeting Times:** 2nd Sunday at 1:00pm-3:00 pm at the American Legion Post 116 in Fuquay Varina & an Informal Build Night, Hangar 18 Hobbies in Cary the last Wednesday of each month from 6pm-8pm.

**Contact Name: Lee Griffin**

Email: [eagle\\_squadron@ipmsusa.org](mailto:eagle_squadron@ipmsusa.org)

<https://www.facebook.com/IPMSEagleSquadron>

**EagleSquadron**

## **Eastern Carolina Plastic Modelers**

Meeting Times: 3rd Saturday of the month, 12:00pm-2:00pm at the Fairfield Harbor Fire Station, 585 Broadcreek Road, New Bern, NC 28560

**Contact Name: Mark Sandvigen**

Email: [mark.sandvigen@outlook.com](mailto:mark.sandvigen@outlook.com)

[eastern\\_carolina@ipmsusa.org](mailto:eastern_carolina@ipmsusa.org)

## **Gamecocks**

Meeting times: 2nd Sunday of the month at 3pm-5pm, at Sumter County Airport, Sumter, South Carolina from 3pm-5pm

**Contact Name: Wes Macon**

Email: [awmacon@yahoo.com](mailto:awmacon@yahoo.com)

[gamecocks@ipmsusa.org](mailto:gamecocks@ipmsusa.org)

## **Gaston County Model Builders**

Meeting Times: 4th Friday of the month 6:30 pm at Christ United Methodist Church, 3415 Union Rd Family Life Center, Gastonia, NC

**Contact Name: Lee Whitworth**

Email: [dlw6290@hotmail.com](mailto:dlw6290@hotmail.com)

[gaston\\_county@ipmsusa.org](mailto:gaston_county@ipmsusa.org)

Zoom meeting also available at same time, email to: [dlw6290@hotmail.com](mailto:dlw6290@hotmail.com)

## **George Preddy**

Meeting Times: 1st Thursday of the month at 6:30pm. Sarah's Kabob Shop- 5340 W. Market St. Greensboro, NC

**Contact Name: William Workman**

Email: [stonehill123@peoplepc.com](mailto:stonehill123@peoplepc.com)

[george\\_preddy@ipmsusa.org](mailto:george_preddy@ipmsusa.org)

## **Grand Strand Scale Modelers**

Meeting times: 10:00am- 3rd Saturday at Horry County Memorial Library, Socastee Connector Road 141, SC-707 Socastee, SC

**Contact Name: Phil Cavender**

Contact Email:

[cavenderpw@gmail.com](mailto:cavenderpw@gmail.com)

Email: [grand\\_strand\\_scale\\_modelers@ipmsusa.org](mailto:grand_strand_scale_modelers@ipmsusa.org)

## **Lafayette Scale Modelers**

Meeting times. 2nd Friday of each month, at 6:30 PM at the Westover Recreation Center, 267 Bonanza Drive, Fayetteville, NC 28303.

**Contact Name: Eric Engstrom**

[srericengstrom@aol.com](mailto:srericengstrom@aol.com)

## **Mid Carolina Swamp Fox**

Meeting Times: 3rd Wednesday of the month 6pm-8pm at the Lexington County Library 5440 Augusta Rd, Lexington, SC

**Contact Name: Hub Plott**

Email:

[dlhpgamecocks@mindspring.com](mailto:dlhpgamecocks@mindspring.com)

Email: [mid\\_carolina\\_swamp\\_fox@ipmsusa.org](mailto:mid_carolina_swamp_fox@ipmsusa.org)

## **Mooresville/Race City Modelers**

Meeting Times: 3rd Sunday of the month, 2pm to 5pm, at Fast Trax Raceway & Hobby, 1-50 Ostwalt Amity Rd, Troutman, NC, 28166

**Contact Name: George Witter**

Email: [gsw0882@gmail.com](mailto:gsw0882@gmail.com)

[ipms\\_mooresvillrace\\_city\\_modelers@ipmsusa.org](mailto:ipms_mooresvillrace_city_modelers@ipmsusa.org)

## **Piedmont Scale Modelers**

Meeting Times: 2nd Saturday of the month at 10am-4pm at the Greenville Military History Center of the Carolinas at 14 Airport Road Ext. Greenville, SC

**Contact Name: Christopher Whitford**

Email:

[greatbirdofthegalaxy@yahoo.com](mailto:greatbirdofthegalaxy@yahoo.com)

[piedmont\\_scale\\_modelers@ipmsusa.org](mailto:piedmont_scale_modelers@ipmsusa.org)

## **Scale Modelers of Rowan County**

Meeting Times: 1st Sunday of every month at 1pm-4pm and the third Friday of every month at 6pm to 9pm At Christiana Lutheran Church on HWY 52 in Salisbury, NC

**Contact Name: Ed Funderbunk**

Email: [edvantage@prostead.com](mailto:edvantage@prostead.com)

[ipms\\_scale\\_modelers\\_of\\_rowan\\_county\\_chapter@ipmsusa.org](mailto:ipms_scale_modelers_of_rowan_county_chapter@ipmsusa.org)

## **Spartanburg Scale Modelers**

Meeting times: 4th Saturday of the Month, 12pm-3pm; Spartanburg Memorial Airport; 500 Ammons Rd, Spartanburg, SC 29306

**Contact Tim Kirkland**

Email: [kirklandmr6@aol.com](mailto:kirklandmr6@aol.com)

## **Winston-Salem**

Meeting Times: 3rd Thursday of each month at 7PM; Southfork Community Center 4403 Country Club Road Winston-Salem, NC

**Contact Name: Steven Murphy**

Email: [pmurphy1970@gmail.com](mailto:pmurphy1970@gmail.com)

[winston-salem@ipmsusa.org](mailto:winston-salem@ipmsusa.org)

Region 12 Coordinator

**Tim Kirkland**

170 Kensington dr #107

Spartanburg, SC 29306

Phone 864 504 0745

Email: [kirklandmr6@aol.com](mailto:kirklandmr6@aol.com)

(continued on page 20)



# Region 12 Chapters

(continued from page 19)

*The following clubs are non-IPMS groups but are included as a courtesy:*

## **Carolina Maritime Model Society**

Meeting time/date TBA at the North Carolina Maritime Museum, 315 Front St., Beaufort, NC, and the museum is a great meeting space.

<https://www.facebook.com/CMMSNC/>

## **Jacksonville NC Plastic Modelers**

Meeting times: 7pm every third Wednesday at The Hobby Chest, 345 Western Blvd, Jacksonville, NC. The Hobby Chest carries a great selection of hobby kits and supplies and is a grand center for tabletop gaming activities. <https://www.facebook.com/groups/1319666224752922>

## **New Bern Maritime Modelers Guild.**

Meeting location: 12 noon the second Saturday of each month at 604 Guion St., New Bern, N. For up to date info on their meetings: <https://www.facebook.com/nbmmgnc>

## **Wilmington, NC Plastic Modelers**

meeting times: 2pm-4:30pm the 1st Saturday of each month. Meetings are held at the New Hanover County Public Library, Osprey room, 3802 S. College Rd. <https://www.facebook.com/groups/117277425006833>

*This is the best up to date info we have on the scale model clubs in our region. Should you find an error or omission please contact the editor of this publication.*

# Con Roundup

## *"All Things Recce"*

Region 12 Convention and Contest  
IPMS Race City  
November 4, 2023

1303 Dallas-Cherryville Hwy,  
Dallas, NC, 28034

<https://calendar.ipmsusa3.org/chapter/ipmsgaston-county-model-builders>

## *"Lafayette Swap Meet, 2023"*

Lafayette Scale Modelers  
November 18th, 2023

Westover Schools Rec. Center  
267 Bonanza Drive  
Fayetteville, North Carolina, 28303

## *"Chattanooga ModelCon 2024"*

IPMS/Chattanooga Scale Modelers  
January 5th and 6th, 2024

Chattanooga Convention Center  
1 Carter Plaza  
Chattanooga, Tennessee, 37402

## *"RDUCon 2024"*

IPMS/The Eagle Squadron  
January 28, 2024

American Legion Post 116  
6400 Johnson Pond Road  
Fuquay-Varina, NC 27526

## *"BeachCon 24"*

IPMS/ Grand Stand/BeachCon 24  
March 23, 2024

Robert H Reed Recreation Center  
800 Gabreski Lane  
Myrtle Beach, SC 29577

## *"2024 Soda City Model Con"*

IPMS/Mid-Carolina Swamp Fox  
April 20, 2024

Seven Oaks Recreation Center,  
200 Leisure Lane,  
Columbia, SC, 29210.

<https://ipmsmidcarolina.com/news/>

## Editor's Notes:

*Greetings chapter members,*

*We had our quarterly group build this past Saturday. As I looked around at my friends bent in rapt concentraion on their various builds it reminded my of a question I had answered in a facebook model group by a fellow who wanted advice on building ships. Should he weather them or not.*

*Of course, that answer is easy. "It depends". I'm not being facetuous here. I built USS England factory fresh. My USS San Francisco has a new coat of warpaint. However, my Liberty Ship shows her age mileage and the Russian Borodino looks like she was on her last legs because I wanted to show her like she looked the morning Tsushima began after sailing halfway 'round the world)*

*Building a model is essentially creating a three dimensional snapshot of a particular vehicle at a specific point in their career, and you can choose whatever point you want. All things start factory fresh and all things wear and get used so why paint yourself into a corner by thinking you have finish all your builds to the same state of brand new or decay.*

*That's one of the things I love about this hobby, I'm referring to the opportunity for artistic expression. The freedom to create something that is completely and uniquely yours. We can debate on whether or not that classifies it as art. ■*

*-Editor*

**The next meeting will be Saturday, November 18, 2023, 1:00 pm until 3:00 pm at the Fairfield Harbor Fire Department, 585 Broad. Creek Rd. It will be a normal meeting. Bring your new builds and any work-in-progress projects. And check your email, our facebook page and ECPM website in case changes are made in time and/or date.**

**Isn't it time you joined IPMS? [http://www.ipmsusa3.org/uploads/ipms\\_application\\_form\\_2019.pdf](http://www.ipmsusa3.org/uploads/ipms_application_form_2019.pdf)**